GOING 'ROUND

Front Range Woodturners Newsletter Vol. 26, No. 11 November 2026 Editor: Brenda Blaesing

NOVEMBER DEMO –PATRICK CRUMPTON

Tuesday, November 3rd–In Person and via Zoom

Greg Broughton - frw.vicepres@gmail.com



Patrick was born in Colorado and lived in northern New Mexico (near Taos) from about age 2 through high school graduation. He moved to Colorado after graduation and briefly lived in Georgia and Las Vegas, Nevada in the early 2000s.

He worked in retail and for Echostar Communications until starting to make drugs for a living.....working for a pharmaceutical company in Boulder for 10 years. He mostly made AIDS, cancer and osteoporosis drugs but also made the active ingredients for Tamiflu. He still remembers most of the process flow (vessels, solvents, chemicals) and that was in 2006.. He eventually moved to IT and has a BS degree in Information Technology. He then went to work for the State of Colorado, initially in IT and now in Information Systems within HR.

Patrick began woodturning in 2012 and joined FRW in 2013. He became Secretary in 2015 and with the exception of 2018, has been Secretary since then. His main interest in turning is small items, mostly pens, boxes, and Christmas ornaments.

The demonstration for November will be a unique take on a Sputnik sea urchin ornament. He will present the process:
-Where to get them
-Preparation of the ornament for turning
-The various tools and jigs that are used

WHERE TO FIND US:

Website: www.frontrangewoodturners.org
Facebook: https://tinyurl.com/yacakdwa
Ladies of the Lathe: https://tinyurl.com/yap8m6x4
YouTube: https://tinyurl.com/yxem4vw9

THIS MONTH'S NEWS:

Meeting Demonstrator 1-2
Club Information & Officers 2
Turning Challenge / Perpetual Turning 2
Brown Bag Demo 3
H.O.W. Class 3
Ladies of the Lathe 3
PHEOG Program 4-5
Shop Tours 5
President's Service Award 5
Holiday Party 6
Mentors 7
Group Buys 7
Photo Gallery 8-9

CLUB INFORMATION

Front Range Woodturners is the Denver-area chapter of the AAW (American Association of Woodturners), serving woodturners throughout Colorado's Front Range. We help woodturners gain experience by providing monthly demonstrations with professional turners, mentoring, a ladies group (Ladies of the Lathe) and youth mentoring.

MONTHLY MEETINGS

Everyone is welcome to check out one of our monthy meetings, held on the first Tuesday of the month at Rockler Woodworking, 2553 S Colorado Blvd. #108 in Denver. Meetings start at 6:15pm.

MEMBERSHIP DUES

Individual - $45, Couple - $50, Student - $22.50.
FRW members consist of the following:

Co-Club Members	46	Lifetime Members	21
Family Members	30	Roster	29
Individual Members	155	Student, Online	2, 3
Total Membership	**286 paid for 2026**		

CLUB OFFICERS & BOARD MEMBERS

President: Raleigh Lockhart
Vice President/Program Director: Greg Broughton
Secretary: Patrick Crumpton
Treasurer: Larry Abrams
President Emeritus: Don Prorak

Brown Bag Demo Chair: Robyn Herman
Club Historian: Rick Orr
Coffee Chair: Gary Starritt
Communications Chair: Pat Scott
Group Buy Coordinator: Jay Miller
Hands On Woodturning Chair: Keith Motzner
Internet Chair: Pat Scott
Ladies of the Lathe Chair: Marcee Morris
Librarian: Brian Tooker
Membership Chair: Scott Schlapkohl
Mentoring Program Chair: Marty Christensen
Newsletter Editor: Brenda Blaesing
PHEOG Grant Chair: Ken Rollins
Photographer: Jim Record
Publicity Chair: Robyn Herman & Raleigh Lockhart
Shop Tour Chair: Al Murphy
Videographer: Larry Abrams
Wood Exchange: Ron Ainge
Youth Chair: Don Prorak

-Turning a small inner disk which will be painted with a landscape scene
-Turning of a button on the back of the ornament
-Installation of the hanging mechanism and then possibly a base and wire for display.





The demonstration will consist of many "TV cooking show" moments due to the length of time required for certain preparation steps. But yes, he will demonstrate painting on the two-inch disk.

TURNING CHALLENGE / PERPETUAL TURNING

The project for last month's turning challenge was an embellished egg The winners were:

Intermediate: **Jeff Turner**
Advanced: **Greg Broughton**

Perpetual Turning:
Scott Longberry's piece was won by **Scott Schlapkohl,** who will contribute a piece for the next meeting. Remember that the Perpetual Turning is not a competition; it is an opportunity to share our work.

BROWN BAG DEMO

Robyn Herman - rrherm@gmail.com

For the October BBD, **Don Prorak** demonstrated tri-corner forms which start from a cube mounted diagonally on the lathe from point to point. He showed both single and double triple-corner pieces,



This technique can be used to create small bowls, lidded boxes, tea light holders, clocks, napkin rings, and more.





On November 10th, **David Sorg** will demonstrate gilding, the application of thin metal leaf to various surfaces. The leaf can be composed of several different metals and is used to decorate surfaces as varied as the Colorado state capitol building dome to intricate turnings and carvings. David will have various samples of leaf on hand and give the opportunity to lay some leaf to anyone who would like to try it.



H.O.W. CLASS

Keith Motzner -keithmotzner@gmail.com

In October, **Jay Miller** taught a class on making



inside-out Christmas ornaments. In November, we'll do more ornaments. **Todd Bowen** will demonstrate mini



birdhouse ornaments on November 17th from 9:30 to 4:00.

LADIES OF THE LATHE



Marcee Morris - marcee.morris@gmail.com

October's class focused on Halloween, with **Raleigh Lockhart** showing how to make pumpkins. Using a scroll saw, the face is carved from a 1" thick piece of wood. Then that piece is glued to another piece to make a blank for the pumpkin. After shaping on the lathe, the pumpkins were airbrushed. A fun class!









On November 24th, **Jay Miller** will demonstrate how to make inside-out ornaments.

PHEOG PROGRAM

Ken Rollins - colkdr@yahoo.com

The Pete Holtus Educational Opportunity Program (PHEOG) is an annual chance for FRW members to further their woodturning education through an application process. Every year we elect a new PHEOG chair, who then selects a committee of members to evaluate grant requests from the membership. Examples of grant requests include attending a symposium, workshop, or training class. Those FRW members awarded grants do not repay the club with money, but must complete a return benefit to the club no later than one year from the grant award. Examples of payback include giving a demo at club meetings, brown-bag demos, or mentoring sessions. Some past recipients have written an article for the newsletter or taught a Hands-On-Woodturning or Ladies of the Lathe class. Be sure to be very specific about your payback plan; this is the primary basis for evaluating the overall value to the club. FRW wants to make sure that you receive useful training and plan to share that learning at whatever skill level you possess. There are many creative ways to pay the learning forward to the club, and the committee will consider any useful idea. In addition to individual training, grants to schools teaching woodturning are also available. For 2027, Rick Orr will be the PHEOG chairman.

The 2026 grant recipients were asked to provide feedback on their training experience.

Pat Scott wrote: "I received a PHEOG grant to attend the SWAT Symposium in Waco, TX. SWAT is a large symposium with a huge vendor area, and it fills a gap left by the Utah Woodturning Symposium, which is no longer being held.

There were several demos in particular that I wanted to attend to get ideas for new items I could make, and to see how other turners approach projects that I could potentially adapt to my own work. I was also hoping to come away with some new demo or teaching topics–which I did. Robyn has already asked me to give a Brown Bag demo next year, so you'll have to wait until next year to see what I come up with!"

Michael Roper wrote: "I received a PHOEG grant to attend the Rocky Mountain Woodturning Symposium in Lovelando. This symposium is the largest woodturning gathering in Colorado and is held every September. If you haven't been to one yet I highly recommend going, you will not be disappointed.

There were several demos I wanted to attend to get ideas for new projects I could make and to help improve my turning techniques and demos. I sat in on Max Brosi's multi-axis demo and learned how to properly set up and lay out projects for off-axis work. I also went to Elizabeth Weber's demo on texturing and coloring turnings which I have been wanting to explore. Texture and color is a great way to have my work stand out better. And of course I had to sit in on Stu Batty's off-axis bowl demo. Stu is one of the best turners and demonstrators in the world and you never miss an opportunity to watch a master. I don't know when or what I will do for a demo or class but I can guarantee it will be fun."

Marty Christensen wrote: "I received a grant to attend the SWAT symposium in Waco TX. What a great symposium! The demos were top notch and the vendors, all I can say is I should have brought an extra bag to carry all the stuff I didn't buy because I ran out of room. The club had I think 12 members and one spouse and one kid attending.

I have all kinds of new projects that need to be tried. Also I learned new techniques to teach in our Mentoring program. I am going to try to make it next year and every year. It is a large symposium but not too crowded. What a great show! If you can, I would attend."

Cathie McLean wrote: "With the benefit of a PHEOG grant, I was able to attend a 5-day class taught by Heather Marusiak last month on wood carving and surface embellishment. Having seen her work and presentation last year at a conference, I was beyond excited for a hands-on opportunity to learn more about her creative carving and shaping techniques. I have been experimenting with wood burning and color on my wood-turned pieces, and was also eager to build more knowledge on embellishment. It was a whirlwind fvie days that delivered all of that and more! Heather was so generous with her experience and coaching, and I came away not only with the pieces from the class but lots of inspiration and ideas to try, and a new way of "seeing" with sculpture. (Bonus: learned Heather is now

living in Colorado!)

The wonder of it all is that I almost missed out on this experience. I was so overwhelmed with work when the grant applications came out that I wasn't going to submit. With some nudging from people close to me, I turned one in anyway and am so grateful that I did! Spending a week away, focused on nothing but the joy of creativity and being inspired by others might have been one of my favorite aspects of the whole thing, and left me feeling energized. So if you find yourself contemplating submitting for a grant for whatever reason, I'd encourage you to do it anyway - turns out it may just be exactly what you need!





I also can't say enough about how wonderful the Marc Adams School of Woodworking was. It looks so unassuming from the outside, but it's quite large and holds a treasure trove inside and on the grounds - hallway floor to ceiling collections of whimsy and artistic genius from decades of classes. Ice cream o'clock afternoon breaks in the cafeteria were a personal fav. Located about 30 min south of Indianapolis, the school has some less expensive nearby housing options (that fill fast), and town of Franklin is only 15 min away with hotels (most offer student discounts), restaurants, and a colorful historic downtown. Driving through cornfields and farms at sunrise offer a scenic picture and sets the reminder to relax and soak it all in. Each class also has a Master mentor from the school to support the teacher and students every day - I may be biased, but pretty sure we had the best one, Kyle Grider."

It's great to see the PHEOG grant money being put to good use. Think about how you can help the club with new learning. From advanced turners/teahers to beginners willing to learn and teach at a beginning level, everyone is eligible.



SHOP TOURS

Al Murphy - ajmurphy1@comcast.net

The November shop tour will be held at **Brian Lefevre**'s place on Saturday, November 21st from 10:00 to 2:00. He lives at 8538 E. 163rd Ct. in Brighton, Shop tours are a great way to get to know other members and forge deeper connections with those you already know. Contact Al if you're interested in hosting one.



PRESIDENT'S SERVICE AWARD

Raleigh Lockhart

I had the honor of presenting **Scott Schlapkohl** with the President's Service Award for October. Since joining Front Range Woodturners in 2019, Scott has consistently stepped up to support our club. He stepped into a leadership role as Assistant Membership Chair in 2022, took on the role of Group Membership Chair in 2023, and will also be leading as our Youth Mentoring Chair for 2027.

Scott's willingness to be our Membership Chair and guide future young woodturners as the Youth Mentoring Chair is what makes our club thrive. Speaking on behalf of the entire membership ... and especially from me ... we are incredibly grateful for his active leadership, tireless dedication, and steady support. Thank you, Scott, for everything you do for our club.

AAW MEMBERSHIP

Front Range Woodturners is a chapter of the American Association of Woodturners. Club members may become individual members of AAW, if desired. Benefits include resources, weekly emails on various woodturning topics, and the quarterly American Woodturning magazine. See AAW's website at www.woodturner.org for more information.

FRW HOLIDAY PARTY



Bear Limvere-bear@bearlimvere.com

Our holiday party will be held on Friday, December 11th at our old location--First Plymouth Church UCC at 3501 S Colorado Blvd in Cherry Hills Village.. The social hour will start at 5:30, dinner at 6:30 and the program will run from 7:30 to 9:00. The club will provide turkey, ham, mashed potatoes and drinks. Members are encouraged to bring a side dish, salad or dessert. The main event of the evening will be an auction to raise funds for the Pete Holtus Educational Opportunity Grant program.

Members are encouraged to bring your own wooden plates, bowls, cups, and/or utensils to use for your food! Show your treen pride!

To make this a smooth-running and successful event, help is needed in many areas. Indicate how you can help on the web signup form. The RSVP deadline is Friday, 12/4. If you have any issues with the web signup please email or call Bear.
https://www.signupgenius.com/go/30E054BA5A72CA5FF2-66405166-front

ROCKLER

Patronizing the Rockler store is the best thank you we can give Rockler for their generosity in letting us use their facilities for our meetings. They keep the register open late on meeting nights just for us. but be sure to complete any purchases no later than the mid-meeting break.
All FRW members get 10% off all items, except electrical or sale items, all the time. Just present your FRW membership card at time of purchase. Note: This offer is good only at the Denver store and is not valid at other Rockler stores or for online purchases.

ORNAMENT EXCHANGE



One of the traditions of the party is the Ornament Exchange. Bring your turned ornament and exchange it with a fellow ornament enthusiast. When you arrive at the party, you will get a raffle ticket and a tag for each ornament you bring. On the tag, you will put your name and material(s) of construction. The ornaments will be on display until the ornament exchange begins. Then they'll be placed in brown paper bags for a random drawing. As each number from the raffle tickets is called, the called ticket holder will pick a random bag. This will continue until all ornaments have been exchanged.

FROM THE WEB:

Al Murphy - ajmurphy1@comcast.net

Check out this fun story about competitors from all over the world competing in a porridge making competition in Scotland. The prize was a golden spurtle!
https://www.theguardian.com/uk-news/2026/oct/04/porridge-making-championship-golden-spurtle-scotland

OREGON SYMPOSIUM

I got a request to include info on this 2027 symposium in the newsletter. Road trip, anyone?
The Oregon Woodturning Symposium runs March 19 to 21, 2027 at the Linn County Expo Center in Albany, Oregon. An amazing lineup of demonstrators includes Eli Avisera, John Beaver, Mike Jackofsky, Eric Lofstrom, Janine Wang, Elizabeth Weber, and many more! The vendor marketplace and Instant Gallery are free and open to the public. Registration, schedule, and lodging at oregonwoodturningsymposium.com

MENTORS



Marty Christensen - mecturning@gmail.com

Some FRW members have volunteered to be one-on-one mentors to help other members. No matter what skill level you are, a few hours of personalized instruction may be all you need to master a new tool or technique. Check out who is available in your area. If you're interested in being a mentor, contact Marty.

LOCATION OF MENTOR	NAME/ CONTACT INFO	AREA OF EXPERTISE
Arvada	**Dennis Fanning** dcfanning@aol.com	General
Aurora	Robin Luther robin.luther@ymail.com	General
Boulder	**Dave Hawley** Dbh001@gmail.com	Beginner/ General
Brighton	**Don Prorak** donprorak@comcast.net	Beginner/ Youth
Centennial	**Keith Motzner** kmotzner@me.com	Wood Gathering & Prep/ Sharpening/Tool Skills
Centennial	**Les Stern** sternsclass@hotmail.com	General
Denver SW	**Henry Williams** williamshenrya@gmail.com	Spindles/ Bowls
Denver-Rockler store	**Larry Abrams** laabrams.51@me.com	General
Highlands Ranch	**Rick Orr** H2Orr@yahoo.com	Boxes/Inlay/ Thread Cutting
Hudson	**Marty Christensen** mecturning@gmail.com	General
Lakewood	**Debra Higley** debrakhf@gmail.com	General
Littleton	**Jay Miller** jaymiller9637@comcast.net	General
Louisville	**Roger Holmes** roger_holmes@comcast.net	Beginner
Thornton	**Bob Franklin** Btheb66@gmail.com	General/ Stabilizing

MENTORING CLASS

Marty Christensen - mecturning@gmail.com

The next mentoring class will be held on **Monday, November 9th** from 5:00 to 7:00pm at Rockler. The subject will be top and bottom finials for ornaments.

QUARTERLY GROUP BUYS



FRW places group buys once a quarter-in January, April, July and October-to get discounted pricing from the below manufacturers. The next group buy will be in January. Jay Miller is the group buy coordinator and Ted Mellin is his assistant. See the FRW website for more info, price lists and order forms.

Industrial Abrasives - send orders to Jay Miller

Industrial Abrasives is our principal vendor for sanding supplies. Prices for hook & loop mandrels and discs remain the lowest in the marketplace and their backing is a heavier weight than the competition.

Starbond - send orders to Jay Miller

There is no longer a minimum order amount, we now get 25% off retail prices on ALL products. There is a flat $4.99 shipping fee and no tax. The order forms have been updated, go to the website for the current price and enter the quantity, size, description, and price on the order form. The eForm will do all of the calculations for you.

Craft Supplies - send orders to Ted Mellin

Craft Supplies sells a very wide range of products. Our minimum group purchase is $1000. Members may not place individual orders to get a discount.

Spence Industrial Supply - send orders to Ted Mellin

We will be purchasing band saw blades from Spence once a year, in April, unless a member can meet the minimum order in another quarter. All blades are carbon steel flexback in 1/4" (4 tpi), 3/8"(3 tpi), or 1/2" (4 tpi) width, hook tooth, and .025"thick. Our minimum buy is 20 blades for each width in any length.

Send orders and checks to:

Jay Miller
9637 W. Vandeventor Dr
Littleton, CO 80128

Ted Mellin
9043 W Coco Dr
Littleton, CO 80128

Individual Catalog Orders

Two additional companies, Klingspor and Penn State Industries, offer discounts to members who wish to place individual catalog orders. You must be on their list of FRW members to get the discount. To get on the list, please sign up at a meeting or send an e-mail to Jay Miller (jaymiller9637@comcast.net).

PHOTO GALLERY

Here are some projects that members have been working on this month.

Debra Higley made a 22" x 8" lamp of camphor burl. She still needs to turn the finial and give it another coat of Odie's Oil.





Viki Lawrence made this 6.5"" diameter bowl out of cherry. She finished it with tung oil.

Bob Goulding made this 6"diameter x 3" high hollow form from spalted maple. It's finished with Deft lacquer.









Here are some of **Jim Kuhr's** latest turnings. He just got his lathe in April so he's still fairly new to turning. The first is a 3"x8" canarywood bowl, second is a 3" x 4" ash tulip bowl and the third is a 4" x 8" canarywood bowl. All are ffinished with Boos Mystery Oil,



Bear Limvere attended several classes with Elizabeth Weber at the RMWT Symposium a few weeks ago and decided to replicate one of her pieces in miniature. The first image is the inspiration. The last shows the scale of his piece which was hand carved. It was made of sugar maple and acrylic paint.





Todd Bowen reminds us that we can't take our artistic selves too seriously! Let the making of Christmas gifts begin. This piece was dyed black maple on a pickleball. Bob Franklin should be given some kind of credit.



Curt Vogt turned more magic wands this past month and has been trying to expand his efforts with pyrography and decorating with colored pencils. He first tried that technique on the finger tops last month. Six of these wands are maple and one is probably meranti. The maple wands were much easier to embellish because of the smooth texture of the wood. Curt was so pleased with the results, he has already started on another batch of wands to decorate.



John Cowan attended the October H.O.W. class on making inside-out ornaments. This is the ornament he made from maple. He learned a great deal and will be making some of these for Christmas gifts. The other photo is his project from the September class taught by Steve Newberry on making a multi-axis turned box. This one was a new challenge for me and was made from a 3"x3"x10" block of poplar.







Dennis Fanning made this 8" diameter,thin-walled honey locust bowl and then pierced the pattern near the rim. The finish is walnut oil.

Russell Dewey made a segmented stave vase shape used for kitchen utensils. He made four of them for donations for our local zoo fundraiser and presents. They're made from various woods including black walnut, yellow heart, padauk, ambrosia maple and others. The finish is boiled linseed oil. Thank you to Dan Swaim for the table saw sled to cut the staves correctly.





Jim Kuhr also made this live-edge bowl from a piece of pine from the club wood exchange. It's 9" wide and about 5" tall, finished with Boos Mystery Oil.

Don Prorak made a set of nested tiny bowls in walnut and box elder, 3" to 1" in diameter.





October 28th was National First Responders Day. Thanks to the support from the FRW, Pens for First Responders was able to make approximately 250 pens, which were available at Rockler to active Denver First Responders on that day. Attached is a picture of some of the completed pens. Thanks to **Melissa Hunter and Dave Brooks** for spearheading this endeavor.



NEWSLETTER SUBMISSIONS

Brenda Blaesing - b.frezeman@yahoo.com

Articles and photos for the monthly newsletter are always welcome. Please email your submissions by the 25th of the month for inclusion in the next issue.