



GOING 'ROUND

Front Range Woodturners Newsletter

Vol. 26, No. 4 April 2026

Editor: Brenda Blaesing

APRIL DEMONSTRATOR –PAT CARROLL Tuesday, April 7th–In Person and via Zoom

Greg Broughton - frw.vicepres@gmail.com

Our demonstrator for April is Pat Carroll. Working as a builder and carpenter, woodturning was a craft Pat knew very little about before 2001. After some research, he was fortunate to find a woodturner in his nearest town—one of the finest turners in Ireland. Willie Stedmond, a founding member of the Irish Woodturners Guild, was giving night classes, and Pat attended several. Pat’s first advice to anyone interested in woodturning: take lessons and join a club. He did both, and along the way he met generous, talented people who helped and encouraged him enormously.



Over the years Pat’s turning has progressed through many areas of this wonderful craft. There were long periods when work and other commitments left little or no time for turning, but the draw was always there. The need to make shavings!

He is very proud of the recognition he has received from fellow turners and artists for his work, demonstrations, and award-winning pieces. He views it as a great honor to have his work included in collections around the world.

When Mark Baker of GMC *Woodturning* magazine approached Pat to write for the publication, he was completely taken aback and initially declined. Thankfully, Mark persevered and offered his support. With Mark’s encouragement, Pat has since had many articles published. More recently, with the rise of virtual woodturning, he has embraced delivering IRDs (Interactive Remote Demonstrations). Pat also

WHERE TO FIND US:

Website: www.frontrangewoodturners.org

Facebook: <https://tinyurl.com/yacakdwa>

Ladies of the Lathe: <https://tinyurl.com/yap8m6x4>

YouTube: <https://tinyurl.com/yxem4vw9>

THIS MONTH'S NEWS:

Meeting Demonstrator	1-2
Club Information & Officers	2
President’s Service Award	2
Ladies of the Lathe	3
Brown Bag Demo	3
H.O.W. Class.....	3
PHEOG Program.....	4
Perpetual Turning	4
Mentors.....	5
Group Buys.....	5
Photo Gallery	6-7



CLUB INFORMATION

Front Range Woodturners is the Denver-area chapter of the AAW (American Association of Woodturners), serving woodturners throughout Colorado's Front Range. We help woodturners gain experience by providing monthly demonstrations with professional turners, mentoring, a ladies group (Ladies of the Lathe) and youth mentoring.

MONTHLY MEETINGS

Everyone is welcome to check out one of our monthly meetings. Meetings are held on the first Tuesday of the month at Rockler Woodworking, 2553 S Colorado Blvd. #108 in Denver. Meetings start at 6:15pm.

MEMBERSHIP DUES

Individual - \$45, Couple - \$50, Student - \$22.50.

FRW members consist of the following:

Co-Club Members	37	Lifetime Members	21
Family Members	22	Roster	19
Individual Members	132	Student, Online	2, 3
Total Membership	236	paid for 2026	

CLUB OFFICERS & BOARD MEMBERS

President: Raleigh Lockhart

Vice President/Program Director: Greg Broughton

Secretary: Patrick Crumpton

Treasurer: Larry Abrams

President Emeritus: Don Prorak

Club Historian: Rick Orr

Coffee Chair: Gary Starritt

Communications Chair: Pat Scott

Group Buy Coordinator: Jay Miller

Internet Chair: Pat Scott

Ladies of the Lathe Chair: Marcee Morris

Librarian: Brian Tooker

Membership Chair: Scott Schlapkohl

Mentoring Program Chair: Marty Christensen

Newsletter Editor: Brenda Blaesing

PHEOG Grant Chair: Ken Rollins

Photographer: Jim Record

Publicity Chair: Robyn Herman & Raleigh Lockhart

Shop Tour Chair: Al Murphy

Videographer: Larry Abrams

Wood Exchange: Ron Ainge

Youth Chair: Don Prorak

hosts "Meet the Woodturner," an online series where he interviews artists from around the world, gaining fascinating insights into their woodturning lives and careers. A global audience can engage directly with guests through live chat, making the world feel smaller and bringing the woodturning community together for evenings of shared learning and enjoyment.

At our meeting, Pat will demo a beaded trinket box. Safety will be the first topic discussed.

This demonstration will show how to create a trinket box with a beaded external embellishment which incorporates various techniques. General turning, fitting of the lid and base, box hollowing, and embellishment are just some parts of the process.



PRESIDENT'S SERVICE AWARD

Raleigh Lockhart

It is a true privilege to recognize the exceptional volunteers who make the Front Range Woodturners such a vibrant and welcoming community. This past month, I was especially honored to present Gary



Starritt with the President's Service Award, for his many years of dedicated service as our Coffee Chair. Since joining the club in 2013, Gary has been much more than just a member; he has been a constant, reliable presence at our meetings. Rain or shine, he ensures that hot coffee and tea are ready for every member to enjoy, creating the warm and hospitable atmosphere that defines our gatherings.


Gary, we cannot thank you enough for your unwavering commitment, your countless hours of service, and the genuine heart you bring to the FRW club. Thank you, Gary!!

LADIES OF THE LATHE

Marcee Morris -
marcee.morris@gmail.com



For the March class, **Pat Scott** demonstrated the many steps involved in making peppermills. He gave lots of tips on how to get the holes accurate and true, showed his 'game changer' tools and discussed the importance of good design. Participants got all the various holes drilled, enabling them to finish the final shaping at home.




On April 7th, **Dave Hawley** will demonstrate how to make Scottish spurtles--narrow, wood stirring rods dating back to the 15th century. This will be another great spindle turning project.

BROWN BAG DEMO

Robyn Herman - rrherm@gmail.com

At the March BBD, **Raleigh Lockhart** discussed how to take great photos of our work. A mini photo booth eliminates distracting backgrounds and helps viewers focus on the piece. He recommends adding props for additional interest and to show scale.




Rick Orr will be the presenter for our April Brown Bag Demo on April 14th, and you don't want to miss this one! He will be giving "The Complete Guide to an Introduction to Surface Embellishments." Included will be wire burning with KC wire burner (and how to make your own wire burners), color, texturing, wire brushing, chatter work, and wood burning including how to lay out and wood burn stitching on a wood baseball.



H.O.W. CLASS

Keith Motzner - keithmotzner@gmail.com

There was a full class for Pat Scott's demonstration of how to make a set of small spice bowls.



The next H.O.W class will be held on April 21st. **Keith Motzner** will teach Woodturning 101, an introduction to woodturning / mastering the fundamentals. This class is designed to bridge the gap between watching demonstrations and successfully executing cuts on your own lathe. By focusing on foundational techniques, you will eliminate bad habits, improve safety, and move past the frustrations that hold many beginners back.

PHEOG PROGRAM

Ken Rollins - colkdr@yahoo.com

The Pete Holtus Educational Opportunity Grant program provides grant money to FRW members to further their woodturning education through an application process. The 2026 application deadline was March 15th.

Examples of grant requests include attending a symposium, workshop, or training class. Those FRW members awarded grants do not repay the club with money, but must complete a return benefit to the club no later than one year from the grant award. Examples of payback include giving a demo at club meetings, brown-bag demos, or mentoring sessions. Some past recipients have written an article for the newsletter or taught a Hands-On-Woodturning or Ladies of the Lathe class. The PHEOG program enables FRW members to receive useful training and share that learning. In addition to individual training, grants to schools teaching woodturning are also available.

For the 2026 application year, no one applied for a grant. Plan ahead for next year and the opportunity to learn and share.

ROCKLER

Patronizing the Rockler store is the best thank you we can give Rockler for their generosity in letting us use their facilities for our meetings. They keep the register open late on meeting nights just for us, but be sure to complete any purchases no later than the mid-meeting break. All FRW members get 10% off all items, except electrical or sale items, all the time. Just present your FRW membership card at time of purchase. Note: This offer is good only at the Denver store and is not valid at other Rockler stores or for online purchases.

FROM THE WEB:

Al Murphy -
ajmurphy1@comcast.net



Here's a link to a family lumber business showing how they mill lumber.

<https://www.youtube.com/watch?v=jLEX-rTWC33o>

And here's a follow-up showing them milling an unwieldy cherry log.

<https://www.youtube.com/watch?v=DWm4z8zlx8>

On a different subject, here's a treat for tool makers. It also shows some manual and spring lathes.

<https://www.thenakedwatchmaker.com/de-cons-tools>

AAW MEMBERSHIP

Front Range Woodturners is a chapter of the American Association of Woodturners. Club members may become individual members of AAW, if desired. Benefits include resources, weekly emails on various woodturning topics, and the quarterly American Woodturning magazine. See AAW's website at www.woodturner.org for more information.

PERPETUAL TURNING

Robyn Herman's thin, pierced mini bowl was won by **Don Prorak**, who will contribute a piece for the April meeting. Remember that the Perpetual Turning is not a competition; it is an opportunity to share our work.

MENTORS

Marty Christensen -
mecturning@gmail.com



Some FRW members have volunteered to be one-on-one mentors to help other members. No matter what skill level you are, a few hours of personalized instruction may be all you need to master a new tool or technique. Check out who is available in your area. If you're interested in being a mentor, contact Marty.

LOCATION OF MENTOR	NAME/ CONTACT INFO	AREA OF EXPERTISE
Arvada	Dennis Fanning dcfanning@aol.com	General
Aurora	Robin Luther robin.luther@ymail.com	General
Boulder	Dave Hawley Dbh001@gmail.com	Beginner/ General
Brighton	Don Prorak donprorak@comcast.net	Beginner/ Youth
Centennial	Keith Motzner kmotzner@me.com	Wood Gathering & Prep/ Sharpening/Tool Skills
Centennial	Les Stern sternsclass@hotmail.com	General
Denver SW	Henry Williams williamshenrya@gmail.com	Spindles/ Bowls
Denver- Rockler store	Larry Abrams laabrams.51@me.com	General
Highlands Ranch	Rick Orr rickorr.1848@yahoo.com	Boxes/Inlay/ Thread Cutting
Hudson	Marty Christensen mecturning@gmail.com	General
Lakewood	Debra Higley debrakhf@gmail.com	General
Littleton	Jay Miller jaymiller9637@comcast.net	General
Louisville	Roger Holmes roger_holmes@comcast.net	Beginner
Thornton	Bob Franklin Btheb66@gmail.com	General/ Stabilizing

MENTORING CLASS

Marty Christensen - mecturning@gmail.com
The next mentoring class will be held on **Monday, April 13th** from 5:00 to 7:00pm at Rockler. The subject will be Texturing and Embellishments, Part 2.

QUARTERLY GROUP BUYS



FRW places group buys once a quarter-in January, April, July and October-to get discounted pricing from the below manufacturers. The next group buy will be in April. Jay Miller is the group buy coordinator and Ted Mellin is his assistant. See the FRW website for more info, price lists and order forms.

Industrial Abrasives - send orders to Jay Miller
Industrial Abrasives is our principal vendor for sanding supplies. Prices for hook & loop mandrels and discs remain the lowest in the marketplace and their backing is a heavier weight than the competition.

Starbond - send orders to Jay Miller
There is no longer a minimum order amount, we now get 25% off retail prices on ALL products. There is a flat \$4.99 shipping fee and no tax. The order forms have been updated, go to the website for the current price and enter the quantity, size, description, and price on the order form. The eForm will do all of the calculations for you.

Craft Supplies - send orders to Ted Mellin
Craft Supplies sells a very wide range of products. Our minimum group purchase is \$1000. Members may not place individual orders to get a discount.

Spence Industrial Supply - send orders to Ted Mellin
We will be purchasing band saw blades from Spence once a year, in April, unless a member can meet the minimum order in another quarter. All blades are carbon steel flexback in 1/4" (4 tpi), 3/8"(3 tpi), or 1/2" (4 tpi) width, hook tooth, and .025"thick. Our minimum buy is 20 blades for each width in any length.

Send orders and checks to:
Jay Miller
9637 W. Vandeventor Dr
Littleton, CO 80128

Ted Mellin
9043 W Coco Dr
Littleton, CO 80128

Individual Catalog Orders
Two additional companies, Klingspor and Penn State Industries, offer discounts to members who wish to place individual catalog orders. You must be on their list of FRW members to get the discount. To get on the list, please sign up at a meeting or send an e-mail to Jay Miller (jaymiller9637@comcast.net).

PHOTO GALLERY


Here are some projects that members have been working on this month.



Here are a few of **Bear Limvere's** recent miniature turnings. They're made of various burls and cast acrylic. The third pic is a two-piece "inside-out" turning. The last is inspired by the current trend of casting colored pencils, so he tried colored toothpicks to make the scale right.



Debra Higley made this 6"x12" bubinga hollow form with an elm burl and Schacht maple/India ink lid and offset-turned finial. The finish is Odie's Oil.



Todd Bowen made these two pieces as a direct result of Kalia Kliban's course at Rockler, using two different colors of milk paint. He used a topcoat of Danish Oil to complete the project. It was a very fun and satisfying course.




Bill Leigher recently finished this cake stand, turned from three pieces of maple and then assembled. He got the plan from an online turning club with Glenn Lucas.

Kim Komitor made this 7-1/2" tall hollow form lidded vase. It's composed of walnut, box elder and pink ivory with a tung oil finish.



Dennis Fanning made this unusual floor lamp using 21 wooden bowls made from pear, elm, apple, walnut, ash, honey locust and sycamore, with a Danish finish.

Curt Vogt had to repair the quill on his lathe this past month and that slowed down some projects while he waited for parts. However, once the repairs were done, he made some pen kits. An assortment of different kits and materials here, but of note are the series of Armed Forces Tribute Pens he started. He's got a few more to go to fill out the set.



Pat Scott has been having a lot of fun making spice bowls. When he stopped, he had over 100 bowls from 2" to 3.5".



Most of them are maple, with cherry, mahogany, oak, and honey locust thrown in. (Believe it or not, he's got more that aren't in the picture.)



Cathie McLean made this decorative dish for a family member. It's made from birch with many hours of wood burning and coloring with colored pencils, the first time she's played with adding some color. The finish is shellac and lacquer.



After taking Pat Scott's LOTL pepper mill class, **Brenda Blaesing** got inspired to make more of them, in several different styles. The woods are maple, walnut (thanks, Robyn!), oak, elm and flaming box elder. One of the oak mills was lightly torched to highlight the grain pattern. The finish is walnut oil.



Blaine Blaesing made this 11 x 5" vase from wood he got at one of the club's wood exchanges last year. It's composed of six pieces of walnut, laminated together in different grain orientations. He also made a cluster of mushrooms out of red juniper, white juniper, willow and honey locust. They range in size from 5" to 13" high.



NEWSLETTER SUBMISSIONS

Brenda Blaesing - b.frezeman@yahoo.com

Articles and photos for the monthly newsletter are always welcome. Please email your submissions by the 25th of the month for inclusion in the next issue.