



# GOING 'ROUND

Front Range Woodturners Newsletter


Vol. 25, No. 7 July 2025

Editor: Brenda Blaesing

## **JULY DEMONSTRATOR –Josh Buettner** **Tuesday, July 1st–In Person and via Zoom**

Jessica Edwards - [frw.vicepres@gmail.com](mailto:frw.vicepres@gmail.com)

Josh Buettner's journey into woodturning began after a 17-year career with the Wyoming Army National Guard, where he served in a variety of full-time roles following his enlistment at age 18. After being medically retired due to a serious spinal injury requiring emergency back surgery, Josh used his recovery time to rediscover his creative side. What started as a small project-making cribbage boards with his wife, Beth–quickly turned into a full-fledged artistic pursuit. He purchased his first lathe—a Rikon tabletop model—with the intention of making pens, but never actually turned one. Instead, he pushed the machine to its limits exploring a variety of forms, and eventually upgraded to a Laguna Revo 18136, which he continues to use today.



Since 2020, Josh and Beth have built a growing following through craft and art shows across Wyoming, Nebraska, and Colorado—expanding to Texas in 2025. Their work, which blends turning, carving and epoxy techniques, has found its niche in the art show world. They are also preparing to feature select pieces at The Peace Gallery in Damariscotta, Maine. Josh gravitates toward asymmetry in his work, inspired by his military background and a personal drive to stand out. His pieces often showcase live-edge designs, warped green wood, and hollow forms, emphasizing natural beauty and organic movement.

His skillset has been shaped by classes with respected turners including Yann Marot, Trent Bosch and Stuart Batty, and he continues to draw inspiration from fellow demonstrators and mentors within the Rocky Mountain Woodturners community. One of

## **WHERE TO FIND US:**

Website: [www.frontrangewoodturners.org](http://www.frontrangewoodturners.org)

Facebook: <https://tinyurl.com/yacakdwa>

Ladies of the Lathe: <https://tinyurl.com/yap8m6x4>

YouTube: <https://tinyurl.com/yxem4vw9>

## **THIS MONTH'S NEWS:**

Meeting Demonstrator .....	1-2
Club Information & Officers .....	2
Turning Challenge / Perpetual Turning .....	2
Ladies of the Lathe .....	3
Brown Bag Demo .....	3
H.O.W. Class.....	3
Mentors.....	4
Group Buys .....	4
Schacht Appreciation.....	5
Summer Barbeque.....	5
Shop Tours .....	5
Photo Gallery .....	6-7
The Wood School .....	7



## CLUB INFORMATION

Front Range Woodturners is the Denver-area chapter of the AAW (American Association of Woodturners), serving woodturners throughout Colorado's Front Range. We help woodturners gain experience by providing monthly demonstrations with professional turners, mentoring, a ladies group (Ladies of the Lathe) and youth mentoring.

## MONTHLY MEETINGS

Everyone is welcome to check out one of our monthly meetings. Meetings are held on the first Tuesday of the month at Rockler Woodworking, 2553 S Colorado Blvd. #108 in Denver. Meetings start at 6:15pm.

## MEMBERSHIP DUES

Individual - \$45, Couple - \$50, Student - \$22.50.

FRW members consist of the following:

Co-Club Members	50	Lifetime Members	18
Family Members	25	Roster	27
Individual Members	140		

**Total Membership 260 paid for 2025**

## CLUB OFFICERS & BOARD MEMBERS

President: Don Prorak

Vice President/Program Director: Jessica Edwards

Secretary: Patrick Crumpton

Treasurer: Larry Abrams

President Emeritus: Robyn Herman

Club Historian: Rick Orr

Coffee Chair: Gary Starritt

Communications Chair: Pat Scott

Group Buy Coordinator: Jay Miller

Internet Chair: Pat Scott

Ladies of the Lathe Chair: Marcee Morris

Librarian: Brian Tooker

Membership Chair: Scott Schlapkohl

Mentoring Program Chair: Marty Christensen

Newsletter Editor: Brenda Blaesing

PHEOG Grant Chair: Greg Broughton

Photographer: Jim Record

Publicity Chair: Open

Shop Tour Chair: Keith Motzner

Videographer: Larry Abrams

Wood Raffle: Lavonne Kaiser

Youth Chair: Don Prorak

Josh and Beth's proudest achievements is their Fragmented series—a striking body of work inspired by stained glass that fuses turning, carving and epoxy in new and innovative ways.

In this unique demonstration, Josh shares his journey and techniques for creating “Bent Branch” Bud Vases—a form he first encountered through an online symposium with woodturner Paul Russel in early 2023. Since then, Josh has crafted over a dozen of these striking pieces using a variety of wood species including black walnut, cottonwood, ash, honey locust, elm, and his personal favorite, a Russian olive burl gifted by a friend. Each vase begins with a naturally bent or crooked branch, allowing Josh to blend refined turning on one side with the organic, live edge beauty of the wood on the other. While the concept may seem straightforward, the process involves a significant amount of interrupted cuts, requiring precision and practice to execute safely and effectively.



## TURNING CHALLENGE / PERPETUAL TURNING

Our Turning Challenge for July is a pendant. No specifications—just have fun with it. Please place your entries in the appropriate areas (Novice, Intermediate, Advanced/Experienced) to make it easier for everyone to vote. We will have a separate area for Gallery Only entries. Please print your entry forms from the website so that we can read them!

[https://www.frontrangewoodturners.org/?page\\_id=6431](https://www.frontrangewoodturners.org/?page_id=6431)

Our June turning challenge was anything with basket illusion. Winners were:

Novice: no entries

Intermediate: Don Sheffield

Advanced: Bob Franklin

Perpetual Turning: Jerry Gallagher's pen was awarded to Patrick Crumpton, who will contribute a piece for the July meeting. Remember that the Perpetual Turning is not a competition; it is an opportunity to share our work. If you win the piece, the only expectation is that you replace it with something you are proud of and enjoyed making.

## LADIES OF THE LATHE

Marcee Morris -  
[marcee.morris@gmail.com](mailto:marcee.morris@gmail.com)



In June's LOTL session, we learned and practiced a variety of spindle turning skills under the tutelage of **Michael Roper** with the goal of creating weed pots. He brought along blanks of green alantis wood, the "tree of heaven." Especially appreciated were the tips on fine tuning a tendon and tool grinding/sharpening. The best pearl of the day was a quote from Roper's revered mentor, Bruce Perry: "Slow is efficient and efficient is fast."



In July, **Henry Williams** will demonstrate pillar candle holders. It should be a great opportunity for spindle skill building.



## BROWN BAG DEMO

Robyn Herman - [rrherm@gmail.com](mailto:rrherm@gmail.com)

In June, **Don Prorak** demonstrated a variety of techniques for multi-axis turning, with information gleaned from Barbara Dill, Cindy Drozda, Jean Francois Escoulen and others.



On July 8th, **Rick Orr** will demonstrate turning a small goblet with a captured and textured ring, some texturing on the goblet cup, and chatter work on the base. After that, he will focus on making captured rings with homemade ring tools made from allen wrenches. As time and interest permit, he can demonstrate making multiple captured rings on one project, different diameter captured rings on one project, turning captured rings on an offset turning, and intertwining captured rings on a love cup/goblet for a wedding gift to newlyweds.



## H.O.W. CLASS

Jay Miller - [jaymiller9637@comcast.net](mailto:jaymiller9637@comcast.net)

**Dennis Fanning** gave a great class in June on making decorative trees--they're not just for Christmas! He discussed wood choice and shaping considerations, showed how to make a star or ball on top and then demonstrated multi-axis windswept trees.



In July, **Larry Abrams** will teach a class on proper use of the skew, focusing on the two primary cuts--the planing cut and the peeling cut.



## MENTORS

Marty Christensen -  
mecturning@gmail.com



Some FRW members have volunteered to be one-on-one mentors to help other members. No matter what skill level you are, a few hours of personalized instruction may be all you need to master a new tool or technique. Check out who is available in your area. If you're interested in being a mentor, contact Marty.

LOCATION OF MENTOR	NAME/ CONTACT INFO	AREA OF EXPERTISE
Arvada	<b>Dennis Fanning</b> dcfanning@aol.com	General
Aurora	Robin Luther robin.luther@ymail.com	General
Boulder	<b>Dave Hawley</b> Dbh001@gmail.com	Beginner/ General
Brighton	<b>Don Prorak</b> donprorak@comcast.net	Beginner/ Youth
Centennial	<b>Keith Motzner</b> kmotzner@me.com	Wood Gathering & Prep/ Sharpening/Tool Skills
Centennial	<b>Les Stern</b> sternsclass@hotmail.com	General
Denver SW	<b>Henry Williams</b> williamshenrya@gmail.com	Spindles/ Bowls
Denver- Rockler store	<b>Larry Abrams</b> laabrams.51@me.com	General
Highlands Ranch	<b>Rick Orr</b> rickorr.1848@yahoo.com	Boxes/Inlay/ Thread Cutting
Hudson	<b>Marty Christensen</b> mecturning@gmail.com	General
Lakewood	<b>Debra Higley</b> debrakhf@gmail.com	General
Littleton	<b>Jay Miller</b> jaymiller9637@comcast.net	General
Louisville	<b>Roger Holmes</b> roger_holmes@comcast.net	Beginner
Thornton	<b>Bob Franklin</b> Btheb66@gmail.com	General/ Stabilizing

## JULY MENTORING CLASS

Marty Christensen - mecturning@gmail.com

The next mentoring class will be held on **Monday, July 7th** from 5:00 to 7:00pm at Rockler. We'll talk about turning spatulas.

## QUARTERLY GROUP BUYS



FRW places group buys once a quarter-in January, April, July and October-to get discounted pricing from the below manufacturers. The next group buy will be in July. Jay Miller is the group buy coordinator and Ted Mellin is his assistant. See the FRW website for more info, price lists and order forms.

**Industrial Abrasives** - send orders to Jay Miller

Industrial Abrasives is our principal vendor for sanding supplies. Prices for hook & loop mandrels and discs remain the lowest in the marketplace and their backing is a heavier weight than the competition.

**Starbond** - send orders to Jay Miller

Starbond is our CA glue supplier. Our minimum order is \$100, but we receive an additional discount at \$200, making shipping free. Sign up for Starbond's newsletter to be notified of sales that beat our wholesale prices.

**Craft Supplies** - send orders to Ted Mellin

Craft Supplies sells a very wide range of products. Our minimum group purchase is \$1000. Members may not place individual orders to get a discount.

**Spence Industrial Supply** - send orders to Ted Mellin

We will be purchasing band saw blades from Spence once a year, in April, unless a member can meet the minimum order in another quarter. All blades are carbon steel flexback in 1/4" (4 tpi), 3/8" (3 tpi), or 1/2" (4 tpi) width, hook tooth, and .025" thick. Our minimum buy is 20 blades for each width in any length.

Send orders and checks to:

Jay Miller  
9637 W. Vandeventer Dr  
Littleton, CO 80128  
303-945-4306

Ted Mellin  
9043 W Coco Dr  
Littleton, CO 80128

### Individual Catalog Orders

Two additional companies, Klingspor and Penn State Industries, offer discounts to members who wish to place individual catalog orders. To take advantage of these discounts, you must be on their list of FRW members. To be placed on the list, please sign up at a meeting or send an e-mail to Jay Miller (jaymiller9637@comcast.net).

## SCHACHT APPRECIATION

by Ken Rollins

Last month we solicited items to donate to the Schacht employees to thank them for continual support to our club. We had a great response. Rick Orr, Scott DeWeese, Curt Vogt, and Debra Higley-Feldman all contributed turned items. We also received a nice selection of cutting boards, but don't know who brought them. The employees were thrilled with the gifts, and we received this thank you message from Barry Schacht.

*We were so pleased to receive the exceptional gifts of turnings and laminated cutting boards, the Christmas decorations, the cups and containers. What a talented group of crafts people!*  
Thank you all, Barry Schacht



## SUMMER BARBEQUE

[bear@bearlimvere.com](mailto:bear@bearlimvere.com)

Front Range Woodturners will partner with the Colorado Woodworkers Guild on a summer BBQ. It will be held on Sunday, July 20th from 11:30 to 3:30 at deKoevend Park, Shelter C, 6301 S University Blvd in Centennial. Lunch will be around noon.

The club will be supplying burgers, brats, dogs, chips, and drinks. Feel free to bring an appetizer, side, or dessert. Help is needed in a few areas:

Set-up: 4-6 people to arrive by 10:00 to help set up canopies and move chairs and tables.

Food Prep: 2 grill masters and 2 people to help cut and prep.

Clean-up: 4-6 people to help pack and haul to parking lot.

There is a great shelter with lots of tables. We have space for 80 attendees. If you want a comfy (camp) chair, you may want to bring it along.

Please RSVP by Friday, July 11th. Include the number of attendees, your club affiliation, and if you want to help with one of the areas above.

Web Signup:


<https://www.signupgenius.com/go/30E054BA5A72CA5FF2-56722017-front>

## SHOP TOURS


Keith Motzner -

[frw.shoptour@gmail.com](mailto:frw.shoptour@gmail.com)

Over 30 members attended the May 31st shop tour hosted by **Michael Roper** and Environmental Tree Care/Environmental Slabs and Timber. Roper and his team gave several demos on the sawmills and chainsaws. Ken Zuber, owner and proprietor, treated us to some very good pizza and refreshments.



On June 14th, **Chris Rayl**, **Travis McGinnis** and woodworkers at Covenant Living of Colorado hosted our shop tour. We were treated to a delicious taco salad lunch. One of the residents and FRW member, **Gordon Dalby**, gave a great demo on using scrap pallet wood to make a segmented turned bird house.



Shop tours are a great way for both old and new members to get better acquainted and to see how the other half turns, as well as seeing other members tools and equipment. You may even pick up some new ideas or techniques for your own shop.

In August, we'll be visiting **Don Prorak's** shop in Brighton. Some months are still open. Please contact Keith Motzner at [frw.shoptour@gmail.com](mailto:frw.shoptour@gmail.com) if you'd like to host a visit to your shop.

## PHOTO GALLERY

Here are some projects that members have been working on this month.



**Debra Higley** made this 6" x 10" lidded bowl. The base is bigleaf maple with violet enamel/poly finish. The lid is Schacht maple and myrtle burl with tung oil and Minwax finish. The finial is Schacht maple with India ink and lacquer finish.



Here are student and mentor bowls, the mentor being **Gordon Dalby**. (I'd say he's a very good mentor!) They're 8 1/2" diameter, made of teak, walnut, shedua, maple, dyed red veneer, and canary.



**Mike Mullen** found a hunk of koa wood in the free pile at Phil's shop sale. He made a handful of pens his son wanted to take back to friends on Maui. Here are the first two bowls he turned and is finishing with Tried and True.

**Al Murphy** built this new jig for offset axial drilling on a turning. Two sliding dovetails control the radial drill offset from 1 to 6 inches (which locks in place) and the drilling action. He molded a urethane pocket to hold the drill.



The most interesting thing about this crotch walnut bowl made by **Todd Bowen** is that it was part of the last meeting's wood raffle. He loved working with it and wants to thank whoever donated this challenging piece to the raffle.



Measuring 6"x13", it has turquoise inlaid with black CA glue and was finished with Rubio's 2C.

## ROCKLER

Patronizing the Rockler store is the best thank you we can give Rockler for their generosity in letting us use their facilities for our meetings. They keep the register open late on meeting nights just for us. but be sure to complete any purchases no later than the mid-meeting break. All FRW members get 10% off all items, except electrical or sale items, all the time. Just present your FRW membership card at time of purchase. Note: This offer is good only at the Denver store and is not valid at other Rockler stores or for online purchases.



## Henry Williams

made this hollow vessel of buckeye burl and blackwood. It's about 5" diameter by 3.75" tall. The finish is Danish oil and Renaissance wax. Hollowing a vessel with a large side hole has the advantage of not having to clear chips as frequently!



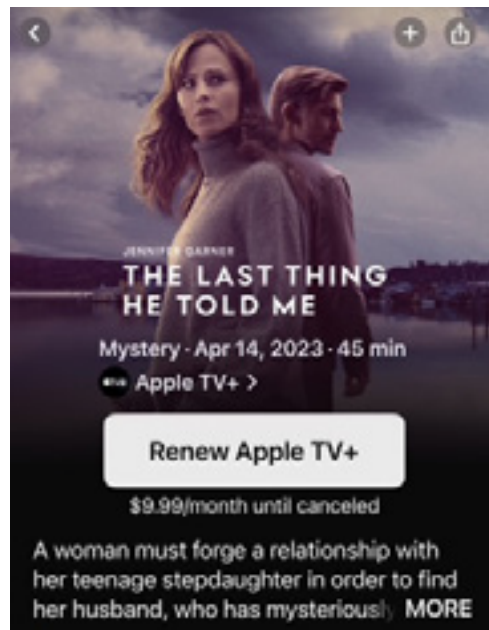
**Curt Vogt** made a few more magic wands this month. These are all combined woodwands and include Curly Maple, Claro Walnut, Black Limba, and Brazilian Rosewood. He has also been working on adding pyrography details to the plain wands he made last month. He's discovering it takes more time than anticipated to do the pyrography.



Sonny Jones was in town to visit friends and a couple of us from the club met him for lunch. Then we realized we're all presidents or ex-presidents, so of course we had to take a picture! And have a little fun with it too.



According to **Todd Bowen**, we finally have a show in which the lead character is a wood turner! You will see a few things that are not right in her process but there are many elegant forms showcased. And the plot line is totally captivating!



## THE WOOD SCHOOL – COMING SOON!

by Jessica Edwards

As many of you know, I've been working on launching The Wood School – a woodturning school and creative retreat space in Detroit Lakes, Minnesota. Things are moving along, and I'm excited to say it's really happening! We're building the space from the ground up, and I'll be opening the doors soon for small group retreats, workshops, and more.

If you want to follow the journey and be the first to know when classes open, here's where to find me:

Instagram: @the.woodschoo

Website: [www.thewoodschool.com](http://www.thewoodschool.com)

Thank you all for the encouragement and support. This community has meant so much to me and I can't wait to share this next chapter with you.

## NEWSLETTER SUBMISSIONS

Brenda Blaesing - [b.frezean@yahoo.com](mailto:b.frezean@yahoo.com)

Articles and photos for the monthly newsletter are always welcome. Please email your submissions by the 25th of the month for inclusion in the next issue.