



GOING 'ROUND


Front Range Woodturners Newsletter

Vol. 24, No. 5 May 2024

Editor: Brenda Blaesing

MAY DEMONSTRATOR – Dave Landers Tuesday, May 7th – In Person and via Zoom

Jessica Edwards - edwardsjessica625@gmail.com



Dave has been a hobbyist woodturner for over 30 years. He enjoys making things both functional and beautiful. Every time he steps in the shop, he is striving to not only create something good, but also to advance his skills and abilities.

It's all about the wood for him. He likes creating in harmony with Mother Nature. She's supplied so much more than just a material to work with. Wood is art. His challenge is to embellish that art, using the lathe and other tools, to enhance the beauty already there. Sometimes, he also gets to collaborate with insects or maybe a fungus, and we layer on top of each other's work.

Most of his bowls and hollow forms are made from 'rescued' wood. Trees, removed from someone's yard, are 'rescued' before they get to the landfill. He has the privilege of being able to turn wood in his shop and studio in beautiful Estes Park.

In the demo, he will go through the steps he takes to create his sliced hollow forms. These are forms which have been turned, then sliced on the bandsaw, and then reassembled with pewa (butterfly patches).



He'll start with a pre-turned hollow form (there is not time to do much turning in this demo). Starting there, we can discuss the "art" of slicing - the size, shape, and orientation to cut the piece to yield a pleasing result.

WHERE TO FIND US:

Website: www.frontrangewoodturners.org

Facebook: <https://tinyurl.com/yacakdwa>

Ladies of the Lathe: <https://tinyurl.com/yap8m6x4>

YouTube: <https://tinyurl.com/yxem4vw9>

THIS MONTH'S NEWS:

| | |
|-----------------------------------|-----|
| May Presenter | 1-2 |
| Club Information & Officers | 2 |
| Librarian's Corner | 2 |
| Ladies of the Lathe | 3 |
| Shop Tours | 3 |
| Mentors..... | 4 |
| Group Buys | 4 |
| Brown Bag Demo | 5 |
| Keith Gotschall Class | 5 |
| Photo Gallery | 6-7 |



CLUB INFORMATION

Front Range Woodturners is the Denver-area chapter of the AAW (American Association of Woodturners), serving woodturners throughout Colorado's Front Range. We help woodturners gain experience by providing monthly demonstrations with professional turners, mentoring, a ladies group (Ladies of the Lathe) and youth mentoring.

MONTHLY MEETINGS

Everyone is welcome to check out one of our monthly meetings. Meetings are held on the first Tuesday of the month at Rockler Woodworking, 2553 S Colorado Blvd. #108 in Denver. Meetings start at 6:15pm.

MEMBERSHIP DUES

Individual - \$45, Couple - \$50, Student - \$22.50.

FRW members consist of the following:

| | | | |
|--------------------|-----|------------------|----|
| Co-Club Members | 37 | Lifetime Members | 19 |
| Family Members | 25 | Roster | 28 |
| Individual Members | 110 | | |

Total Membership 219 paid for 2024

CLUB OFFICERS & BOARD MEMBERS

President: Don Prorak

Vice President/Program Director: Jessica Edwards

Secretary: Patrick Crumpton

Treasurer: Larry Abrams

President Emeritus: Robyn Herman

Club Historian: Rick Orr

Coffee Chair: Gary Starritt

Communications Chair: Pat Scott

Group Buy Coordinator: Jay Miller

Internet Chair: Pat Scott

Ladies of the Lathe Chair: Debra Higley-Feldman

Librarian: Brian Tooker

Membership Chair: Scott Schlapkohl

Mentoring Program Chair: Marty Christensen

Newsletter Editor: Brenda Blaesing

PHEOG Grant Chair: Marty Christensen

Photographer: Jim Record

Publicity Chair: Robyn Herman

Shop Tour Chair: Keith Motzner

Videographer: Larry Abrams

Wood Raffle: Lavonne Kaiser

Youth Chair: Don Prorak

He uses a jig for his bandsaw to make safe and accurate cuts through a turned form. We'll look at the jig and how it works.



Then there is a bit of math and some trial-and-error to set up the jig to cut the slice.

He will cut a recess for the pewa and show how to reassemble the hollow form once a slice has been removed.

Making a sliced form is a reasonably involved process. The project itself is primarily aimed at turners who are already proficient with bowls or hollow forms. However, we will cover topics that will be valuable for turners at any level--discussions of aesthetics, enhancement and embellishment of turnings, cutting pewa across gaps (whether sliced or cracked) and safely cutting round items on a bandsaw.

LIBRARIAN'S CORNER

Brian Tooker, Librarian



Thanks to a couple of members asking about when we would be receiving new issues of the UK magazine Woodturning, I am pleased to report that I was able to acquire all the 2023 back issues as well as a subscription for the next two years. The 2023 issues are now available in the library for check out. In the future, if you have suggestions for magazines, DVDs, books or other forms of woodturning media that may benefit the members of Front Range Woodturners, please talk to me before our meetings. I am happy to look into purchasing new items of interest for the club.

LADIES OF THE LATHE

Debra Higley-Feldman -
debrakhf@gmail.com



The May 7th LOTL class will be taught by **Dave Hawley**. Turning will involve (1) Mushrooms/ Toadstools, (2) using a sled to safely cut branchwood on a bandsaw, and (3) turquoise inlays. The class is full with six turners and four observers/waitlist. We're planning to have wet branchwood for turning.



On June 15th, **Larry Hughes** will be teaching segmented turning at his shop in Parker. We will work on candy dishes and hot air balloons. The class is currently full with six people but wait list spots are available in case someone drops out.

On July 2nd, **Don Prorak** will show us how to turn three-cornered bowls, which could also be tea light holders. The more adventurous could try the double tri-corner. We'll save the captive ring version for another time! Six women are currently signed up. Let me know if you would like to be on the waitlist to turn. Rockler doesn't have a limit for people who wish to observe.




On August 6th at Rockler, **Keith Motzner** will teach pen turning. There probably won't be a charge for pen kits, because I bought a lot of them before I got tired of pens. So far, no one is signed up.

SHOP TOURS

Keith Motzner -
frw.shoptour@gmail.com



April's shop tour was held at Where Wood Meets Steel / Denver Wood Slabs.



Looking ahead, here are the upcoming shop tours:

| | |
|-----------|---|
| May 11 | Jessica Edwards 11:00 - 2:00 7388 S Ireland Cir, Centennial |
| June 8 | Brian LeFevre 10:00 - 2:00 |
| July 20 | Covenant Living Community 10:00 - 2:00 |
| August | available |
| September | available |
| October | available |

Shop tours are a great way for both old and new members to get better acquainted and to see how the other half turns, as well as seeing other members tools and equipment. You may even pick up some new ideas or techniques for your own shop. Contact frw.shoptour@gmail.com if you'd like to schedule a tour of your shop.

MENTORS

Marty Christensen -
meturning@gmail.com



Some FRW members have volunteered to be one-on-one mentors to help other members. No matter what skill level you are, a few hours of personalized instruction may be all you need to master a new tool or technique. Check out who is available in your area. If you're interested in being a mentor, contact Marty.

| LOCATION OF MENTOR | NAME/ CONTACT INFO | AREA OF EXPERTISE |
|--------------------------|---|--|
| Arvada | Dennis Fanning dcfanning@aol.com | General |
| Boulder | Dave Hawley Dbh001@gmail.com | Beginner/ General |
| Brighton | Don Prorak donprorak@comcast.net | Beginner/ Youth |
| Centennial | Keith Motzner kmotzner@me.com | Wood Gathering & Prep/ Sharpening/Tool Skills |
| Centennial | Les Stern sternsclass@hotmail.com | General |
| Denver SW | Henry Williams williamshenrya@gmail.com | Spindles/ Bowls |
| Denver- Rockler store | Larry Abrams laabrams.51@me.com | General |
| Highlands Ranch | Rick Orr rickorr.1848@yahoo.com | Boxes/Inlay/ Thread Cutting |
| Hudson | Marty Christensen meturning@gmail.com | General |
| Lakewood | Debra Higley debrakhf@gmail.com | General |
| Littleton | Jay Miller jaymiller9637@comcast.net | General |
| Louisville | Roger Holmes roger_holmes@comcast.net | Beginner |
| Thornton | Bob Franklin Btheb66@gmail.com | General/ Stabilizing |

MAY MENTORING CLASS

Marty Christensen - meturning@gmail.com

The May mentoring class will be held on Monday, May 13th from 5:00 to 7:00pm at Rockler. The topic will be turning a plate.

QUARTERLY GROUP BUYS



FRW places group buys once a quarter-in January, April, July and October-to get discounted pricing from the below manufacturers. The next group buy will be in July. Jay Miller is the group buy coordinator and Ted Mellin is his assistant. See the FRW website for more info, price lists and order forms.

Industrial Abrasives - send orders to Jay Miller

Industrial Abrasives is our principal vendor for sanding supplies. Prices for hook & loop mandrels and discs remain the lowest in the marketplace and their backing is a heavier weight than the competition.

Starbond - send orders to Jay Miller

Starbond is our CA glue supplier. Our minimum order is \$100, but we receive an additional discount at \$200, making shipping free. Sign up for Starbond's newsletter to be notified of sales that beat our wholesale prices.

Craft Supplies - send orders to Ted Mellin

Craft Supplies sells a very wide range of products. Our minimum group purchase is \$1000. Members may not place individual orders to get a discount.

Spence Industrial Supply - send orders to Ted Mellin

We will be purchasing band saw blades from Spence once a year, in April, unless a member can meet the minimum order in another quarter. All blades are carbon steel flexback in 1/4" (4 tpi), 3/8"(3 tpi), or 1/2" (4 tpi) width, hook tooth, and .025"thick. Our minimum buy is 20 blades for each width in any length.

Send orders and checks to:

Jay Miller
9637 W. Vandeventor Dr
Littleton, CO 80128
303-945-4306

Ted Mellin
9043 W Coco Dr
Littleton, CO 80128

Individual Catalog Orders

Two additional companies, Klingspor and Penn State Industries, offer discounts to members who wish to place individual catalog orders. To take advantage of these discounts, you must be on their list of FRW members. To be placed on the list, please sign up at a meeting or send an e-mail to Jay Miller (jaymiller9637@comcast.net).

BROWN BAG DEMO

Robyn Herman

FRW recently initiated a new learning experience called the Brown Bag Demo. In these mini demos, you can get close, ask questions and make comments. The demos are held in our meeting space in Rockler's basement. There is no cost, participants just need to sign up and bring their lunch.

Raleigh Lockhart taught our first demo in April, showing about 20 people how to make mini bowls. We learned an easy way to mount the small blanks on the lathe, how to turn and finish them. He showed us how he made some tools, and gave us resources for supplies to make our own. He also sent a follow-up pdf with all the info and links.



Our next Brown Brown Bag Demo will be held on May 14th from 10-1. **Dennis Fanning** will demonstrate the one-way coring system with a number one and number two cutting knives. This will do bowls from approximately 6" to 14". He will go through the steps on how to rough it out, how to core and how to sharpen the tool. He will talk about the drying process and then how to re-mount the bowls that have completed the drying process.

PERPETUAL TURNINGS

Don Prorak

Perpetual turnings are offered as part of the monthly wood raffle. Whoever takes that month's piece makes one to include in the next month's raffle. The perpetual turning is not a competition; it is an opportunity to share our work.



The April perpetual turning was made by **Ed Cypher** and taken in the raffle by **Dale Sherman**. Come to the May meeting to see what Dale makes.

KEITH GOTSCHALL CLASS

Debra Higley-Feldman

Keith Gotschall gave a great class to FRW members on making a Manhole Cover Lidded Box on April 3rd at Rocker. Six of us made lidded boxes from cherry. Keith gave instruction on attaching the wood to the lathe with worm screws and chucks, turning mortises on tops and bases, and reversing to detail both sides, angled contacts between lid and box so the lid can be tipped up, turning techniques, recommended tools, scraping cuts on endgrain, potential finishes, and design ideas.




PHOTO GALLERY

Here are some projects that members have been working on this month.



Debra Higley-Feldman made this 6x12" lidded box of cherry and padauk with maple/acrylic/lacquer finial and base; the finish is tung oil/carnauba wax. She also made a 6" madrone burl weed pot and 4" bigleaf maple unstabowl (the new elliptical chuck was a bit quirky) finished with tung oil.



Larry Hughes made this fruit bowl, 9" in diameter and about 4" deep. It contains segments of sapele, bubinga, padauk and maple.



Al Murphy made this carved baroque footstool with turned legs. Of mahogany, holly and maple, it measures 13" x 19" x 12". It was finished with Danish oil, shellac and wax.



Rick Cantwell experimented with what Keith Gotschall taught us at the last meeting. He made three pair of bowls--from ash, oak and honey locust. The large ones are about 9" and the small ones about 6" with a finish of lacquer followed by oil.

Mickey Jackson finally got to do some turning after his kitchen remodel last year. He made three bowls to get back in the swing of segmented turning. They were all supposed

to be the same size but some segments got thicker than planned. The pewter inlays are from Penn



State and are filled in with Alumilite resin. Then he decided he needed a better adjustment on his sled to set the segment piece length. He modified his sled to add his unused Wixey Portable Planer Readout. He got the basic plan for the sled from <https://www.instructables.com/Simple-Sled-for-Perfect-Segmented-Bowls/>. There is also a link to the instructions for the original Wedgie Sled and links to download 3D printer files for the template of segments you want in the ring. Several libraries now have 3D printers available for use and that's how Mickey got his. With this sled, he can cut segments accurate enough that they don't need sanding other than to remove any fuzz. He runs the completed glue-up of the rings through his drum sander to flatten them.



After turning this maple bowl, **Cathie McLean** drew mandala designs on the top, side and bottom, then did the pyrography. The repetitive pattern was very relaxing to work on and great practice in learning what happens with different tips and temperatures.



AAW MEMBERSHIP

Front Range Woodturners is a chapter of the American Association of Woodturners. Club members may become individual members of AAW, if desired. Benefits include resources, weekly emails on various woodturning topics, and the quarterly American Woodturning magazine. See AAW's website at www.woodturner.org for more information.

April brought the long-awaited total solar eclipse and **Curt Vogt** didn't need to go very far to his chosen viewing spot in the back yard. It was cloudy in Dripping Springs, TX, but the clouds cleared just enough that we could see and enjoy the event. After all the excitement and

hoopla, he got some shop time in. First was using some scrap to make some spinning tops. That quickly developed into a little pile of them as he was trying to practice finishing cuts where little to no sanding would be required.



Next up were a few more magic wands; as the turning sessions tended to be short, the small projects fit right in. Wands of curly maple, walnut, pecan, cherry, oak, claro walnut and canary wood were all finished with wipe-on poly. A maple honey dipper also made it into the mix.



ROCKLER

Patronizing the Rockler store is the best thank you we can give Rockler for their generosity in letting us use their facilities for our meetings. They keep the register open late on meeting nights just for us, but be sure to complete any purchases no later than the mid-meeting break. All FRW members get 10% off all items, except electrical or sale items, all the time. Just present your FRW membership card at time of purchase. Note: This offer is good only at the Denver store and is not valid at other Rockler stores or for online purchases.

NEWSLETTER SUBMISSIONS

Brenda Blaesing - b.frezeman@yahoo.com

Articles and photos for the monthly newsletter are always welcome. Please email your submissions by the 26th of the month for inclusion in the next issue.