



# GOING 'ROUND

Front Range Woodturners Newsletter

Vol. 24, No. 2 February 2024

Editor: Brenda Blaesing

## **FEBRUARY DEMONSTRATOR –Michael Roper Tuesday, February 6th–In Person and via Zoom**

Don Prorak - donprorak@comcast.net

Michael Roper is a third generation carpenter / woodworker who fell in love with woodturning while studying in the Fine Woodworking program at Red Rocks Community College. He has been practicing carpentry since he was a teenager, working with his grandfather and uncle. From exterior framing to installing hard wood floors, custom interior beam work and timber framing to building and installing built-in furniture, he has a diverse range of experiences working in the medium of wood.

This diversity has only expanded during his years of studying at Red Rocks Community College, where he earned his Craftsman Certificate in Spring 2010, his Woodturning Certificate in Fall 2010, and graduated with honors and his AAS degree in Fine Woodworking in Spring 2011. Along with learning how to spin wood on the lathe, he has learned how to lay out and cut joinery by hand, how to take a standing tree down to useable material, and the crucial elements of design that interact with the way he approaches wood.

Roper lives in the mountains above Denver, where the forests, mountains, and animals inspire him to leave his pieces as natural as possible, to focus on the inner beauty of the wood. He uses local and sustainable wood and all natural finishes whenever possible. Because many people have never seen wood turned before, Roper takes a portable lathe with him to craft shows and farmer's markets. He finds people are fascinated by the simplicity of the process of transformation that wood goes through. His toys, pens, bowls, and furniture can be viewed at [www.roperwoodturning.com](http://www.roperwoodturning.com).

## **WHERE TO FIND US:**

Website: [www.frontrangewoodturners.org](http://www.frontrangewoodturners.org)

Facebook: <https://tinyurl.com/yacakdwa>

Ladies of the Lathe: <https://tinyurl.com/yap8m6x4>

YouTube: <https://tinyurl.com/yxem4vw9>

## **THIS MONTH'S NEWS:**

February Presenter .....	1-2
Club Information & Officers .....	2
Membership Renewal .....	2
Ladies of the Lathe .....	3
Linda Ferber Class.....	3
Instagram Class .....	3
Mentors.....	4
Group Buys .....	4
Photo Gallery .....	5-6



## CLUB INFORMATION

Front Range Woodturners is the Denver-area chapter of the AAW (American Association of Woodturners), serving woodturners throughout Colorado's Front Range. We help woodturners gain experience by providing monthly demonstrations with professional turners, mentoring, a ladies group (Ladies of the Lathe) and youth mentoring.

## MONTHLY MEETINGS

Everyone is welcome to check out one of our monthly meetings. Meetings are held on the first Tuesday of the month at Rockler Woodworking, 2553 S Colorado Blvd. #108 in Denver. Meetings start at 6:15pm.

## MEMBERSHIP DUES

Individual - \$45, Couple - \$50, Student - \$22.50.

FRW members consist of the following:

Co-Club Members	6	Lifetime Members	16
Family Members	11	Roster	9
Individual Members	30		

**Total Membership 72 paid for 2024**

## CLUB OFFICERS & BOARD MEMBERS

President: Don Prorak

Vice President/Program Director: Jessica Edwards

Secretary: Patrick Crumpton

Treasurer: Larry Abrams

President Emeritus: Robyn Herman

Club Historian: Rick Orr

Coffee Chair: Gary Starritt

Communications Chair: Pat Scott

Group Buy Coordinator: Jay Miller

Internet Chair: Pat Scott

Ladies of the Lathe Chair: Debra Higley-Feldman

Librarian: Brian Tooker

Membership Chair: Scott Schlapkohl

Mentoring Program Chair: Marty Christensen

Newsletter Editor: Brenda Blaesing

PHEOG Grant Chair: Marty Christensen

Photographer: Jim Record

Publicity Chair: Robyn Herman

Shop Tour Chair: Keith Motzner

Videographer: Larry Abrams

Wood Raffle: Lavonne Kaiser

Youth Chair: Don Prorak

Roper was the winner of the 2010 Educational Opportunity Grant from the Front Range Woodturners, April 2011 Advanced Turning Challenge winner from the Front Range Woodturners, and 2011 Collegian Excellence Award winner from the American Association of Woodturners. Roper recently had one of his pieces, *It Came from the Mountains*, accepted into the permanent collection of the Kirkland Museum in Denver.

As well as being an award-winning woodturner, Roper is eager to share his experience with others. He was a TA for Woodturning I at Red Rocks Community College in Spring 2011 as well as serving on the Testers of the Shop Committee. He regularly teaches the Ladies of the Lathe through the Front Range Woodturners. He has also performed demos at the Id Gallery and for the Front Range Woodturners. Additionally, he teaches private lessons in his shop or on customer's own lathes, including lathe set-up and repair.

## 2024 MEMBERSHIP DUES

It's time to renew your Front Range Woodturners membership for 2024. Of our 243 members, 72 have renewed for this year.

Dues are \$45 for individuals and \$50 for families. You can renew your membership with Scott in person at the next meeting or mail a check to:

Front Range Woodturners

c/o Scott Schlapkohl

P.O. Box 620605

Littleton, CO 80162

If you have any questions, please contact Scott at [scottschlapkohl@icloud.com](mailto:scottschlapkohl@icloud.com).



## AAW MEMBERSHIP

Front Range Woodturners is a chapter of the American Association of Woodturners. Club members may become individual members of AAW, if desired. Benefits include resources, weekly emails on various woodturning topics, and the quarterly American Woodturning magazine. See AAW's website at [www.woodturner.org](http://www.woodturner.org) for more information.

## LADIES OF THE LATHE

Debra Higley-Feldman -  
debrakhf@gmail.com



**Jessica Edwards** taught the Jan 9th class on gnomes, including methods of attaching body parts and tattoos (actually paints and metallic mica/paint/gold leaf).



LOTL would like to host an evening class for FRW members on lathe maintenance and repair. Let me know if you would like to lead this. Rockler has parts for the shop lathes and it would be good to repair and learn.

The Feb 6th and 8th “Leaf Turning” classes at Rockler by **Raleigh Lockhart** will involve scroll saw leaf cutting and turning leaf bowls using faceplates and various turning tools.

**Henry Williams** will teach the Tuesday, March 5th “Ashley Harwood Off-Kilter Ornament Stand” class from 9:30-4 at Rockler. Class is currently waitlisted.

**Dave Hawley’s** “Mushrooms/Toadstools” class will be Tuesday, April 2nd at Rockler and will mainly be spindle turning of branchwood. He will also show how to safely cut branchwood on a bandsaw using a sled. Let me know if you would like to join us.

**Larry Hughes** will be teaching segmented turning in his shop in June, no date yet.

## LINDA FERBER CLASS

Don Prorak - donprorak@comcast.net

Our January demonstrator, Linda Ferber, taught a hands-on class at Rockler on January 3rd. We spent the morning turning mushrooms, first a simple spindle mushroom, then a mushroom box with a drilled stem and crossgrain cap, shown below. After lunch we carved and painted our work with a variety of power carving and painting techniques. (We forgot to take a photo of the finished mushrooms!) Participants left to right: Jessica Edwards, John Dunn, Lee Olinger, Don Prorak, and Raleigh Lockhart.



## INSTAGRAM CLASS

Brenda Blaesing - b.frezeman@yahoo.com

Our first HOW class of the year wasn’t directly about woodturning, but focused on Instagram for Woodturners. On January 23rd, **Raleigh Lockhart** gave a very informative presentation on how to set up an instagram account and use it to maximum effectiveness. He recommended that participants use the app to inspire, educate and challenge themselves. He showed how to post photos, block people you don’t want to be associated with and gave lots of tips to make things easier. He also showed quite a few woodturners that he follows. **Jessica Edwards** assisted Raleigh and discussed several ways to sell products through the app.

During class, we set up an instagram account for Front Range Woodturners. If you have an instagram account, please start following us @ front\_range\_woodturners. Special thanks to **Larry Abrams** and **Robyn Herman** for help during the class.

Raleigh will teach another HOW class at Rockler on February 13th. The topic will be Using a Threading Jig.

## MENTORS

Marty Christensen -  
meturning@gmail.com



Some FRW members have volunteered to be one-on-one mentors to help other members. No matter what skill level you are, a few hours of personalized instruction may be all you need to master a new tool or technique. Check out who is available in your area. If you're interested in being a mentor, contact Marty.

LOCATION OF MENTOR	NAME/ CONTACT INFO	AREA OF EXPERTISE
Arvada	<b>Dennis Fanning</b> dcfanning@aol.com	General
Boulder	<b>Dave Hawley</b> Dbh001@gmail.com	Beginner/ General
Brighton	<b>Don Prorak</b> donprorak@comcast.net	Beginner/ Youth
Centennial	<b>Keith Motzner</b> kmotzner@me.com	Firewood into Art/ Wood Prep
Centennial	<b>Les Stern</b> sternsclass@hotmail.com	General
Central Park	<b>Ed Sonny Jones</b> edsonnyjones333@gmail.com	General/ Segmenting
Denver SW	<b>Henry Williams</b> williamshenrya@gmail.com	Spindles/ Bowls
Denver SW	<b>Phil Houck</b> houckpc@comcast.net	General/ Spindles
Denver- Rockler store	<b>Larry Abrams</b> laabrams.51@me.com	General
Highlands Ranch	<b>Rick Orr</b> rickorr.1848@yahoo.com	Boxes/Inlay/ Thread Cutting
Hudson	<b>Marty Christensen</b> meturning@gmail.com	General
Lakewood	<b>Debra Higley</b> debrakhf@gmail.com	General
Littleton	<b>Jay Miller</b> jaymiller9637@comcast.net	General
Louisville	<b>Roger Holmes</b> roger_holmes@comcast.net	Beginner
Thornton	<b>Bob Franklin</b> Btheb66@gmail.com	General/ Stabilizing

## FEBRUARY MENTORING CLASS

Marty Christensen - meturning@gmail.com

The February mentoring class will be held on Monday, February 12th from 5:00 to 7:00pm at Rockler. The topic will be Turning Skills.

## QUARTERLY GROUP BUYS



FRW places group buys once a quarter-in January, April, July and October-to get discounted pricing from the below manufacturers. The next group buy will be in April. Jay Miller is the group buy coordinator and Ted Mellin is his assistant. See the FRW website for more info, price lists and order forms.

**Industrial Abrasives** - send orders to Jay Miller

Industrial Abrasives is our principal vendor for sanding supplies. Prices for hook & loop mandrels and discs remain the lowest in the marketplace and their backing is a heavier weight than the competition.

**Starbond** - send orders to Jay Miller

Starbond is our CA glue supplier. Our minimum order is \$100, but we receive an additional discount at \$200, making shipping free. Sign up for Starbond's newsletter to be notified of sales that beat our wholesale prices.

**Craft Supplies** - send orders to Ted Mellin

Craft Supplies sells a very wide range of products. Our minimum group purchase is \$1000. Members may not place individual orders to get a discount.

**Spence Industrial Supply** - send orders to Ted Mellin

We will be purchasing band saw blades from Spence once a year, in April, unless a member can meet the minimum order in another quarter. All blades are carbon steel flexback in 1/4" (4 tpi), 3/8"(3 tpi), or 1/2" (4 tpi) width, hook tooth, and .025"thick. Our minimum buy is 20 blades for each width in any length.

Send orders and checks to:

Jay Miller  
9637 W. Vandeventor Dr  
Littleton, CO 80128  
303-945-4306

Ted Mellin  
9043 W Coco Dr  
Littleton, CO 80128

**Individual Catalog Orders**

Two additional companies, Klingspor and Penn State Industries, offer discounts to members who wish to place individual catalog orders. To take advantage of these discounts, you must be on their list of FRW members. To be placed on the list, please sign up at a meeting or send an e-mail to Jay Miller (jaymiller9637@comcast.net).

## PHOTO GALLERY


Here are some projects that members have been working on this month.




**Debra Higley-Feldman** made an ambrosia maple/myrtle 10x3" pedestal bowl with a shellac/tung oil/wood wax finish. She also made an 8x8" maple lidded bowl. It has a sapele/ash ring segment (thanks to Larry Hughes for the LOTL segmenting class), a maple lid with Rose Lathe "carving" from Sonny Jones' LOTL class, and a Schacht finial of laminated maple/walnut. The finish is shellac/tung oil/wood wax.



**Al Murphy** has been playing with Chinese ball figures with inlays. This one is cherry with maple.



**Ron Kaemingk** built this bee hive for the kids' indoor playground at the Clara Brown Commons, a low-income housing development on 37th and York. It's like an open segmented turning.



After taking Jessica Edwards' LOTL class, **Marcee Morris** made these gnomes. She also made a yarn bowl for her granddaughter who helped her harvest the spalted butternut in Missouri.



**Jill Rice** made this winged bowl with a recessed foot. The sycamore blank was not totally square so it is pretty thin.




In progress for **Tom Fremgen** is this juniper/cedar 19-1/2" x 9" vase. currently finished with H2O. It seems to consume all his shop time and should hopefully reach completion this winter (next cold snap). He sprays it every day to try and cure it and minimize the splitting.



**Kim Komitor** has been having fun with cabochons. First he made a 5-1/2" diameter hollow form of box elder, redwood, ebony and a red coral cabochon. Then he made a 3-1/2" diameter box of cherry and redwood with a turquoise cabochon.



Curt Vogt has been working on small projects lately. The hollowed Christmas ornament globes on the left are held with a candy apple stick while the wipe-on poly is applied. He used claro walnut to make a bunch of handles for magic wands, experimenting with shapes. Brass tubes work great as holders while the polyurethane finish is applied, then they're placed into the drying rack. The shafts of the magic wands are curly maple and canary wood.



In preparation for the March LOTL class that he'll be teaching, **Henry Williams** made these off-kilter ornament stands (an Ashley Harwood design). His examples are turned from maple and box elder burl with steel, and brass wire. The box elder base is approximately 3"x2.5" by 2.3" tall.



**Joe Levy** was busy making Christmas gifts last month. He made a maple coin box, simple tulipwood nostipinne (used for winding yarn), earrings with ebony beads and a honey locust box.



**Don Prorak** made this piece based on Bruce Perry's last FRW demo. It's box elder (from Brad Scoular's tree), and will be the perpetual turning in the February wood raffle.