



# GOING 'ROUND

Front Range Woodturners Newsletter

Vol. 23, No. 7 July 2023

Editor: Brenda Blaesing

## **JULY DEMONSTRATOR –CARL JACOBSON** **Tuesday, July 11th -- IRD & via Zoom**

Ed Sonny Jones - [edsonnyjones333@gmail.com](mailto:edsonnyjones333@gmail.com)

Carl Jacobson will give an IRD presentation for the Front Range Woodturners on July 11th. To clarify, this IRD presentation will be a remote demonstration. Carl will do the demonstration from his studio and our members may come to the Rockler meeting place or watch from home. Of course, the business section, comradery and wood raffle will be available to those who attend in person. Carl will demonstrate, via zoom, his Joyner off-center jig and show its capabilities for enhancing turnings.

New and improved, Carl's jig is made of a better grade aluminum and the offset hole spiral configuration, with two additional holes, greatly improves design creations. This jig allows the turner to mount a piece of wood on center and then change the orientation to create an off-centered design or enhancement. No more worrying about the thumb screws getting in the way of the mandrel; there are 12 holes in the offset plate making it possible to use screws anywhere around the plates. To make stoppers, openers, can tab lifters, knobs for boxes or unique cabinet knobs, use the bolt in the index plate as shown in the picture.



## **WHERE TO FIND US:**

Website: [www.frontrangewoodturners.org](http://www.frontrangewoodturners.org)

Facebook: <https://tinyurl.com/yacakdwa>

Ladies of the Lathe: <https://tinyurl.com/yap8m6x4>

YouTube: <https://tinyurl.com/yxem4vw9>

## **THIS MONTH'S NEWS:**

July Presenter .....	1-2
Youth Mentoring .....	2
Club Information & Officers .....	2
Ladies of the Lathe .....	3
Pat Carroll Classes.....	3
Shop Tours .....	3
Mentors.....	4
Group Buys .....	4
Photo Gallery .....	5-6



## CLUB INFORMATION

Front Range Woodturners is the Denver-area chapter of the AAW (American Association of Woodturners), serving woodturners throughout Colorado's Front Range. We help woodturners gain experience by providing monthly demonstrations with professional turners, mentoring, a ladies group (Ladies of the Lathe) and youth mentoring.

## MONTHLY MEETINGS

Everyone is welcome to check out one of our monthly meetings. Meetings are held on the first Tuesday of the month at Rockler Woodworking, 2553 S Colorado Blvd. #108 in Denver. Meetings start at 6:15pm.

## MEMBERSHIP DUES

Individual - \$45, Couple - \$50, Student - \$22.50.

FRW members consist of the following:

Co-Club Members	24	Lifetime Members	14
Family Members	36	Roster	47
Individual Members	132	Student Members	1

**Total Membership 254**

## CLUB OFFICERS & BOARD MEMBERS

President: Robyn Herman

Vice President/Program Director: Don Prorak

Secretary: Patrick Crumpton

Treasurer: Larry Abrams

President Emeritus: Ed Sonny Jones

Club Historian: Ed Sonny Jones

Coffee Chair: Gary Starritt

Communications Chair: Pat Scott

Group Buy Coordinator: Jay Miller

Internet Chair: Pat Scott

Ladies of the Lathe Chair: Debra Higley-Feldman

Librarian: Brian Tooker

Membership Chair: Scott Schlapkohl

Mentoring Program Chair: Marty Christensen

Newsletter Editor: Brenda Blaesing

PHEOG Grant Chair: Pat Scott

Photographer: Jim Record


Publicity Chair: Robyn Herman

Shop Tour Chair: Keith Motzner

Videographer: Marty Christensen & Larry Abrams

Wood Raffle: Lavonne Kaiser

Youth Chair: Don Prorak



Carl started woodworking with his grandfather as a young boy. He continued woodworking through high school and started woodturning after seeing a turned project in a friend's shop in the late 90s. Some of his fondest memories are working with his grandfather in his wood shop.

Since 2007 Carl and his wife Robin, who does all the filming, produce a weekly show on YouTube teaching different projects, from beginner to advanced. To date they have over 800 videos. Check out his YouTube channel where there's a wealth of information.

<https://www.youtube.com/@CarlJacobson>.

Carl and Robin also do online and in person demonstrations. His favorite thing to turn is probably lidded boxes, but he is a huge Star Wars dork and his all-time favorite project was his Millennium Falcon. One of the best things about woodturning for Carl is that you can take a raw piece of wood and in an hour or two come away with a finished project.

The July 11th meeting will be our first time featuring a remote demonstrator with a live audience. We will be able to interact with him live, but please remember that all questions will need to be on mic for him to hear. It will be a great showcase of our new audio/visual capabilities, and also an easy night for the clean-up crew!

## YOUTH MENTORING

Don Prorak - [donprorak@comcast.net](mailto:donprorak@comcast.net)


We collaborated with the Colorado Woodworkers Guild for a very successful 6-week pilot program at Colorado STEM Academy in Westminster. About 20 students applied, and eight were chosen for the program. Each student made a cutting board and turned a handle for a butter knife kit, learning basic woodworking and turning skills with a focus on safety. Dennis Edmonds was instrumental in establishing the program, and instruction was provided by Don Prorak, Devon Lindsley, and Gary White. We look forward to continuing the program in the 2023-24 school year.

## LADIES OF THE LATHE

Debra Higley-Feldman -  
debrakhf@gmail.com



On June 6th, Robert Brewer from Pikes Peak Woodturners gave a Tips and Tricks demo at Rockler. He demonstrated different ways to mount blanks using just pressure and also jam chucks, spinning tops/chucks, tool selections, techniques for sharpening and turning, shop safety, finishing and embellishments, including marbling by using shaving cream and airbrush paints.



The 'July' LOTL was Saturday June 17th at Larry Hughes shop. It was an excellent comprehensive class on segmented turning. More on that for the next FRW newsletter, but there is info on this and the Tips and Tricks class on the LOTL FB site ( <https://www.facebook.com/profile.php?id=100057331244918> ).

The next LOTL will be on Tuesday, August 1st at Rockler. Don Prorak will teach us methods for turning bowls using wet and dry wood.

## PAT CARROLL CLASSES

Don Prorak - [donprorak@comcast.net](mailto:donprorak@comcast.net)

Following his June 6th demo, Pat Carroll taught two FRW classes in the Rockler shop, followed by a demo & class for RMWT. The FRW classes focused on experimentation with carving and painting techniques, providing a wealth of ideas and inspiration!



## SHOP TOURS

Keith Motzner -

[ShopTour@frontrangewoodturners.org](mailto:ShopTour@frontrangewoodturners.org)

### Upcoming Tours:

July 15 Craig Choun 10:00 - 1:00

Aug 26 Les Stern 10:00 - 2:00

Sept 9 Keith Motzner 10:00 - 2:00

Oct 7 Bob Good 9:00 - 12:00

We are not limited to just one shop tour per month, so if there is more interest, members are welcome to contact me to schedule a date. Contact [ShopTour@frontrangewoodturners.org](mailto:ShopTour@frontrangewoodturners.org).

Shop tours are a great way for both old and new members to get better acquainted and to see how the other half turns, as well as seeing other members tools and equipment. You may even pick up some new ideas or techniques for your own shop.



## MENTORS

Marty Christensen -  
meturning@gmail.com



Some FRW members have volunteered to be one-on-one mentors to help other members. No matter what skill level you are, a few hours of personalized instruction may be all you need to master a new tool or technique. Check out who is available in your area. If you're interested in being a mentor, contact Marty.

LOCATION OF MENTOR	NAME/ CONTACT INFO	AREA OF EXPERTISE
Arvada	<b>Dennis Fanning</b> dcfanning@aol.com	General
Boulder	<b>Dave Hawley</b> Dbh001@gmail.com	Beginner/ General
Brighton	<b>Don Prorak</b> donprorak@comcast.net	Beginner/ Youth
Centennial	<b>Keith Motzner</b> knotzner@me.com	Firewood into Art/ Wood Prep
Centennial	<b>Les Stern</b> sternsclass@hotmail.com	General
Central Park	<b>Ed Sonny Jones</b> edsonnyjones333@gmail.com	General/ Segmenting
Denver SW	<b>Henry Williams</b> williamshenrya@gmail.com	Spindles/ Bowls
Denver SW	<b>Phil Houck</b> houckpc@comcast.net	General/ Spindles
Denver- Rockler store	<b>Larry Abrams</b> laabrams.51@me.com	General
Highlands Ranch	<b>Rick Orr</b> rickorr.1848@yahoo.com	Boxes/Inlay/ Thread Cutting
Hudson	<b>Marty Christensen</b> meturning@gmail.com	General
Lakewood	<b>Debra Higley</b> debrakhf@gmail.com	General
Littleton	<b>Jay Miller</b> jaymiller9637@comcast.net	General
Louisville	<b>Roger Holmes</b> roger_holmes@comcast.net	Beginner
Thornton	<b>Bob Franklin</b> Btheb66@gmail.com	General/ Stabilizing

## JULY MENTORING CLASS

Marty Christensen - meturning@gmail.com

The July mentoring class will be held on Monday, July 10th (the day before our July meeting!) from 5:00 to 7:00pm at Rockler. The topic will be pen basics.

## QUARTERLY GROUP BUYS



FRW places group buys once a quarter-in January, April, July and October-to obtain discounted pricing from the below manufacturers. Our next group buy will be in July. Jay Miller is the group buy coordinator and Ted Mellin is his assistant. See the FRW website for more info, price lists and order forms.

**Industrial Abrasives** - send orders to Jay Miller

Industrial Abrasives is our principal vendor for sanding supplies. Prices for hook & loop mandrels and discs remain the lowest in the marketplace and their backing is a heavier weight than the competition.

**Starbond** - send orders to Jay Miller

Starbond is our CA glue supplier. Our minimum order is \$100, but we receive an additional discount at \$200, making shipping free. Sign up for Starbond's newsletter to be notified of sales that beat our wholesale prices.

**Craft Supplies** - send orders to Ted Mellin

Craft Supplies sells a very wide range of products. Our minimum group purchase is \$1000. Members may not place individual orders to get a discount.

**Spence Industrial Supply** - send orders to Ted Mellin

We will be purchasing band saw blades from Spence once a year, in April, unless a member can meet the minimum order in another quarter. All blades are carbon steel flexback in 1/4" (4 tpi), 3/8"(3 tpi), or 1/2" (4 tpi) width, hook tooth, and .025"thick. Our minimum buy is 20 blades for each width in any length.

Send orders and checks to:

Jay Miller  
9637 W. Vandeventor Dr  
Littleton, CO 80128  
303-945-4306

Ted Mellin  
9043 W Coco Dr  
Littleton, CO 80128

**Individual Catalog Orders**

Two additional companies, Klingspor and Penn State Industries, offer discounts to members who wish to place individual catalog orders. To take advantage of these discounts, you must be on their list of FRW members. To be placed on the list, please sign up at a meeting or send an e-mail to Jay Miller (jaymiller9637@comcast.net).

# PHOTO GALLERY

Here are some projects that members have been working on this month.





**Ted Mellin** has been rough turning some beetle- killed Ponderosa Pine bowls. The wood came from a private property about 10 miles directly west of Chatfield Reservoir, elevation over 8000 ft. The wood was still fairly green but the tree was showing signs of



distress, lots of live larva beetles under the bark. The bowls are all between 13 to 15 inches in diameter. Ted sealed them with wax and they should be ready to finish in about three months. It was a fun wood to turn and made the house smell good.



Here are some segmented pieces **Larry Hughes** used in his LOTL class. The vase finally dried with the help of some solvent and was then finished with a spray lacquer. He added some fine cuts to the bottom of the candy dish to remove any rough spots. He also added the final fine cuts to the single ring. Then there are the sculptures with turned rings attached. Plus, he started monkeying around with making bracelets and made a couple of prototypes. He's going to send these off to his daughter's step-nieces and see if they survive the daily abuse kids can dish out. They



turned out very easily with a waste block and an expansion chuck.



**Henry Williams** made this Fibonacci (golden ratio) caliper of cherry and brass, measuring 14" long. There was minimal turning involved - only the plastic washers he made for the wood faying surfaces. The caliper can give a quick starting point for turning proportions using the golden ratio.

**Steve Claycomb** is working out of his shop in Nebraska for the summer. he made these three natural-edge bowls of soft maple, ranging in size from 6" to 8" in diameter.



## ROCKLER


Patronizing the Rockler store is the best thank you we can give Rockler for their generosity in letting us use their facilities for our meetings. They keep the register open late on meeting nights just for us, but be sure to complete any purchases no later than the mid-meeting break. All FRW members get 10% off all items, except electrical or sale items, all the time. Just present your FRW membership card at time of purchase. Note: This offer is good only at the Denver store and is not valid at other Rockler stores or for online purchases.




**Curt Vogt** has several recent turnings. The Woodcraft in Austin held a contest that used Claro Walnut blocks provided by the store. There were about 17 entries and some were quite impressive.



He attempted to make three thin-walled items for his entry--a bowl, a goblet and a hollowed vessel. As it worked out, only two made it to the finish line... the hollowed vessel did not survive the experience. When he chose the blank for the goblet, he selected one that had lots of figure as opposed to the deeper browns and color variations you might expect in Claro Walnut. The little bowl has more depth of color and dark streaks. They were finished with a true lacquer and topped with Renaissance Wax for a gentle satin sheen.



**Brenda Blaesing** likes to combine her pottery skills with woodturning. She made a ceramic jar, hand painted with coneflowers, then turned a lid from elm and dyed it black with India ink. She also made a garden bell with a clapper made from Schacht wood.



## NEWSLETTER SUBMISSIONS

Brenda Blaesing - [b.frezeman@yahoo.com](mailto:b.frezeman@yahoo.com)

Articles and photos for the monthly newsletter are always welcome. Please email your submissions by the 26th of the month for inclusion in the next issue.



**Dave Woodlee** recently turned a Quaich cup, a traditional Scottish ceremonial wedding cup. It's about 7" long by 3" diameter, made of black walnut with a Osmo Top Oil finish. He also made a maple yarn bowl, 7" x 4", finished with shellac. The other yarn bowl,



of black walnut, was turned a few years ago.



**Jill Rice** made a couple more goblets to refresh her memory. She cheated and started the goblet section with a large forstner bit. Nobody cares how she get there! She lost the sapwood on the Russian olive goblet. The contrasting colors can be interesting. The third was from an aspen tree that got in the way of a larger tree falling. Jill watched a professional do



a plunge cut into the big aspen. Then used hole with fire axe inserted to roll the tree. Very impressive.

## AAW MEMBERSHIP

Front Range Woodturners is a chapter of the American Association of Woodturners. Club members may become individual members of AAW, if desired. Benefits include resources, weekly emails on various woodturning topics, and the quarterly American Woodturning magazine. See AAW's website at [www.woodturner.org](http://www.woodturner.org) for more information.