



FRONT RANGE WOODTURNERS

A Chapter of



November 2020, Vol. 20, No. 11

Editor: Jim Proud

www.frontrangewoodturners.org

FRW Facebook page: [goo.gl/oYd7FV](https://www.facebook.com/frwwoodturners)

Ladies of the Lathe Facebook page: [goo.gl/5AxmWU](https://www.facebook.com/ladiesofthelathe)

Announcements

Zoom Demo – November 10, Tuesday

Our demonstrator for the November meeting is Sam Angelo the Wyoming Woodturner, now living in Montana!

Online Demos Available

1. **Trent Bosch** has started doing weekly virtual demos with some big name turners: **Trent Bosch, Rudy Lopez, Laurent Niclot, Eric Lofstrom, Phil Irons, Michael Alguire, and Art Liestman** to name a few. Watch a professional demo from the comfort of your home. The cost is \$10 per demo and Trent is even offering 5 and 10 demo package deals. www.virtualwoodturningdemos.com

2. **Glenn Lucas** is also doing a lot of remote demos and then making those demos available as a high quality DVD download on his website. Glenn has the best camera setup with closeup shots that I've ever seen any demonstrator use. The cost is \$15 Euro per download which works out to \$16.83 US. Once you download the DVD demo it's yours forever. Look under the SHOP tab at www.glennlucaswoodturning.com

Front Range Woodturners now has a You Tube channel
www.youtube.com/channel/UCfYpnMy8U22UeD5IIsBEB2A

Turning Challenge:

The turning challenges have been suspended until we start meeting together again.

Mentor List

We now have a list of members that have volunteered to be one-on-one mentors to help other club members. No matter what skill level you are - from brand new turner on up, sometimes a few hours of personalized instruction is all it takes to help you master a new tool or technique.

Name	Area of Expertise	Mentor Location	Contact
Bob Franklin	General and Stabilizing	Thornton	Btheb66@gmail.com
Dave Hawley	Any level but enjoy most getting folks started safely	Boulder	Dbh001@gmail.com
Dennis Fanning	General	Arvada	dcfanning@aol.com
Don Prorak	Beginner and Youth	Brighton	donprorak@comcast.net
Ed Sonny Jones	General, segmenting	Central Park	edsonnyjones333@gmail.com
Henry Williams	General, spindles, bowls	Southwest Denver (US 285 Corridor)	williamshenrya@gmail.com
Jay Miller	General	Littleton	jaymiller9637@comcast.net
Keith Motzner	Firewood into Art, Wood prep	Centennial	kmotzner@me.com
Larry Abrams	General	At Rockler store	laabrams.51@me.com
Les Stern	General	Centennial	sternsclass@hotmail.com
Marty Christensen	General	Hudson	mecturning@gmail.com
Mike Skiba	General	Westminster	mrpsmj@gmail.com
Phil Houck	General, spindles	Denver Southwest	houckpc@comcast.net
Roger Holmes	Beginner	Louisville	roger_holmes@comcast.net
Scott Thomsen	Hand-Threading & Segmented Bowls	Centennial	thomsen-s@comcast.net

If you would like to be added to this mentor list notify the newsletter editor.

Club Information

2021 FRW Board Nominees

President Ed (Sonny) Jones

Vice President Don Prorak

Treasurer Larry Abrams

Secretary Patrick Crumpton

President Emeritus Pat Scott

Club Historian Joe Levy

Coffee Chair Gary Starritt

Coffee Chair - Asst VACANT

Communication Chair: Jim Proud

Group Buy Jay Miller

Group Buy - Asst Ted Mellin

Internet Amelia Gentile

Internet - Asst Mark Hanson

LOTL Robyn Herman

LOTL - Asst Amanda Mathew

LOTL - Asst Amelia Gentile

Librarian Bob Britt

Membership Mike Mullen

Membership - Asst Doug Miller

Mentoring Marty Christensen

Mentoring - Asst Larry Abrams

Mentoring - Asst Patrick Crumpton

Newsletter Editor Brenda Blaesing

Newsletter - Asst Scott Thomsen

PHEOG Bob Franklin

Photographer Jim Record

Photographer - Asst Tim Capraro

Shop Tour Al Murphy

Publicity Jay Miller

Publicity - Asst Carl Maccarrone

Publicity - Asst Scott Thomsen

Videographer Richard Kuivila

Videographer - Asst Marty Christensen

Wood Raffle Lavonne Kaiser

Wood Raffle - Asst Tom Tedesco

Wood Raffle - Asst Ryan Custer

Youth Don Prorak

Youth - Asst Jay Miller

>Membership – Mike Mullen

There was no changes in our membership numbers from last month.

Co-club Members	11
Family Members	34
Individual Members	133
Lifetime Members	11
Family Roster	49
Student Members	2
Total Membership	240

Annual dues are the following:

- Individual – \$45
- Couple – \$50
- Student – \$22.50
- Under 12 years – Free!

To help with tracking payments, we request that you pay using a personal check or money order made out to Front Range Woodturners. You can pay in cash if you have the exact amount. You can also mail a check or money order (no cash, please) for your dues to the following address: Front Range Woodturners, PO Box 620605, Littleton, CO 80162.

Please include the following information with your dues: Name; Spouse Name (if signing up as Couple); Street; City; State; Zip; best phone number to reach you and your Email address.

You will receive multiple benefits of being a member, including but not limited to the following:

- Monthly newsletter
- Ability to check items out of our extensive library of videos and magazines
- Discounts on regular bulk orders of various supplies
- Discounts at stores in the Denver area (including the 10% discount at our Rockler store!)
- Monthly demonstrations by locally and internationally known woodturners
- Being listed in and receiving a copy of the membership roster
- Ability to participate in free, hands-on mentoring classes
- And last, but not least, access to the best bunch of woodturners around for questions, war stories, or just to visit.

All our club events are funded by your dues and donations (such as the monthly wood raffle).

If you are a member in good standing with the Rocky Mountain Woodturners in Loveland or the Pike's Peak Woodturners club in Colorado Springs, you may join Front Range Woodturners club for half price. Likewise if you are a member in good standing here you may join the RMW and PPW clubs for half price.

>Group Purchases and Individual Catalog Orders – Jay Miller

The next Group Purchase will be in announced later.

Industrial Abrasives Starbond Glue Wood Carvers Supply Jay Miller 9637 W. Vandeventor Dr. Littleton, CO 80128 (303) 945-4306	Craft supplies Spence Industries Band Saw Blades Ted Mellin 9043 W. Coco Drive Littleton, CO 80128
--	--

INDUSTRIAL ABRASIVES: Industrial Abrasives (IA) is our principal sanding supplies vendor, but individual orders to Klingspor may also be member-processed (see details on the FRW website). Prices for Hook & Loop (H&L) mandrels, and H&L Discs remain the lowest in the marketplace, with the weight of the backing heavier than the competition.

STARBOND. Starbond is our principal cyanocrylate (CA) glue vendor. Prices increased as of January 2019 (see new order sheets). Our minimum order is \$100, but if we order at a 200+ level, a 15% AAW-related discount kicks in, making S&H essentially free.

Remember that our first quarterly group buy is in January. The quarterly group buy is for Craft Supplies (all catalog items), Industrial Abrasives, Star Bond adhesives; Spence Dist. Band saw Blades, and Wood Carvers Supply. Order forms and price sheets are on the web site. The current price sheets are for 2019. The price sheets will be up dated as early in January as possible.

GROUP BUY COORDINATORS: The new group buy coordinators are **Jay Miller** and **Ted Mellin**. Please see the FRW website (www.fronrangewoodturners.org) for Group Purchase details, including order sheets and which Group Buy Coordinator should receive checks for which vendor resource.

GROUP BUY SCHEDULE: Group orders for Industrial Abrasives sanding supplies, Starbond CA Glue, Craft Supplies USA tools and supplies, Spence Industries band saw blades, and Woodcarvers Supply carving tools and supplies will be taken at the monthly meetings in January, April, July, and October.

NOTE ABOUT ROCKLER: If Rockler stocks an item, please purchase that item from Rockler using their 10% club discount. We owe that to Rockler for being a wonderful host to our club.

>Librarian's Corner – Bob Britt

Librarian's Corner will be on vacation for the November issue.

>Mentoring Program – Marty Christensen

Mentoring meetings are temporarily suspended until further notice.

>Youth Mentoring Program – Don Prorak

This program is still on hold due to COVID-19. We will resume at the earliest safe opportunity.

>Ladies of the Lathe – Robyn Herman

Our next meeting is postponed until later. No dates set yet.

All female members of the FRW, aged 12 or older, are invited to join the Ladies of the Lathe. Turning is a finesse skill that anyone can learn. LOTL is intended to provide a comfortable, easy-paced, and non-threatening environment for women to learn and advance their skills in turning. Men may attend when not enough women sign up. Check with Robyn on space availability.

>Shop Tours – Al Murphy

All shop tours are cancelled for now. A video tour is in the works.

>Newsletter – Jim Proud

Comments and articles for the monthly newsletter should be emailed to the editor at cavaleon1956@gmail.com. Submissions should arrive a couple of days before the date for the monthly meeting, whether we are having it together, or having it by Zoom or otherwise. As you know we always had our meetings on the first Tuesday of each month. So get anything for the newsletter by the weekend before.

>Pete Holtus Educational Opportunity Grant – Bob Franklin

The following 6 club members were awarded an opportunity grant for 2020. Each one will attend a class as indicated and will share with the club what he or she learned. Congratulations to each one.

Jay Miller – was going to attend a Keith Gotchall class, but the class has been cancelled and has not as yet been rescheduled.	Tim Capraro – Tim’s class at the Ellsworth School of Woodturning was cancelled and he is waiting for the fall to attend a class.
Jim Sledz and Mike Skiba were to attend a Trent Bosch class which has now been postponed until September of this year. They are hopeful it will be offered then and not postponed again.	
Rick Flemming and Patrick Crumpton were to attend the Southwest Association of Woodturners Symposium but it has been cancelled and they will attend next year.	

AAW Membership

The American Association of Woodturners (AAW) is our “mother” organization. FRW is a chapter of AAW. AAW has a separate membership fee and program from FRW with multiple benefits, not least of which is their quarterly American Woodturning magazine. See AAW’s website at www.woodturner.org.

>Beads of Courage

Don’t forget that **Rick Fleming** and **Ed Cypher** collect bowls for the Beads of Courage project. During this time of no meetings you may contact Rick or Ed about taking a *Beads of Courage* bowl over to either of them.



>Rockler

Patronizing the Rockler store is the best “thank you” we can give Rockler for their generosity in letting us use their facilities for our membership. Keep in mind that they keep the register open late on meeting nights just for us. Just be sure to complete any purchases no later than the mid-meeting break so the Rockler staff can start shutting down the store.

As always – all FRW members get 10% off all items, except electrical or sale items, all the time. Just present your FRW membership card at time of purchase. (Note: This offer is only good at the Denver retail location, and is not valid for any other Rockler location or for Internet purchases)

October Gallery

(If you have one or more photos you would like to share with the club in the newsletter, send them to cavaleon1956@gmail.com. Include a little description too. Send them anytime.)



Freehand sphere turning for a future project. – **Steve Claycomb**




“Faith, Hope & Love” pens by **Dave Hinchey**



Ron Kaemingk (l) made a bowl at the Marc Adams School of Woodworking with **Tom Lohman** (r).



Norfolk Island Pine, 8 inch - **Sonny Jones**



Cherry, Maple, Oak & Walnut with juice groove 12 inch - **Sonny Jones**



Maple, Cherry & Walnut with juice groove 12.5 inch - **Sonny Jones**



Mahogany, 7 inch – **Sonny Jones**



Maple with ground coffee beans in rim 14inch (this piece of wood was given to me by **John Montague!**) – **Sonny Jones**

Four pictures from **Mike Skiba**.



Thought Through from the Sept demo. Locust with redwood base and a walnut oil finish.



Xmas ornament for the exchange. Walnut with a lacquer finish.



Thought Through out of raffle wood (12' diameter).
Locust with a walnut base and a walnut oil finish.



Forest Dragon Egg out of walnut with a driftwood
base and a walnut oil finish.



Mike Mullen – left and below

I was working on rough turning two sycamore logs I brought back from my Moms place. The wood was still pretty wet so it's drying over the winter. I had a few pieces that were dry enough to turn a few ornaments. – **Mike Mullen**



Left- base- Big Leaf Maple w/ accent rings of Orange Agate, top - Black Acacia, Center- base- Madrone Burl w/African blackwood accent rings, top Claro Walnut, Right- base - Big Leaf Maple w/purpleheart rings, top of English Walnut. I had fun designing and turning these 3 projects. – **Bob Britt**



Not a lot of turning going on now. I do have an egg and dart molding carving I am finishing up, here's a pic. - **Al Murphy**



Here are some bowls finished just recently - **Larry Hughes**



Turning a bowl that became a funnel into a ring stand natural edge bowl. – **Stephen Pegler**



Set of 8 dinner plates that I just finished making for a customer. Silver Maple. - **Pat Scott**



All of these were done pre covid-19. The one on the left is using some stitching and brass filling. The middle one is one I did after the Kirk DeHeer class and the one on the right is done from the block of wood I got in the raffle for those hosting a shop tour. – **Mickey Jackson**




These are 3 segmented bowls that I have done in the last two months. The ones on the left and right are Beads of Courage bowls. I have not done the lid for the one on the right yet. I have finally got my table saw jig set up to work correctly and now I can cut and assemble the segments with little sanding. - **Mickey Jackson**



How the lid for the Beads of Courage bowls look on the inside. – **Mickey Jackson**



“The magic of turning straight pieces of wood into looking like they are curved .” – **Gordon Dalby**



Walnut bowl, before and after. – **Kim Komitor**



Log to a bowl project with Lee Olinger. – **Mike Mullen**



This was a sugar maple platter blank that Merryll Saylan used in a 2010 demonstration on surface treatments. I remounted the blank and finished the platter using some of the methods she demonstrated that day. I filled the two tap holes with brass powder. – **Henry Williams**



I just got a new lathe a 24 x 36 shop fox. I also picked up some bigger bowl planks Aspen, Ash, Maple, and Cedar. I will be rough turning them shortly.


Robin Luther (Two photos below also.)



I also thought people would like to see the rock I found in one of the pieces of Locust.



Here are a few I have been working on this month. Two small winged bowls from branches.(above). Platter from a large oak crotch with small mesquite bowl. (below) On--going work on a cedar bowl, many stages of filling and re-turning. – **Dale Quakenbush**



Walnut Ikebana. Ebonized metallic rub with

triple thick poly. – **Suzanne Thompson**



The natural edge bowl (left) is aspen, 7" diameter x 4" h x 1/8" wall thickness. The other is curly cottonwood, 6" diameter x 2-1/2" h. – **Don Prorak**



Here is a little box with a polymer clay insert. Our October Ladies of the lathe zoom class was Leanne Stemper teaching us how to make polymer clay pen blanks. Since I don't turn pens, I made mine into a box insert. Love the way the clay turned out, but I don't like the box. – **Robyn Herman**



Here is a sweet gum platter I rough turned a long time ago. I initially turned it too thin, so it was a challenge to turn off the tenon on the back without destroying the platter. – **Lavonne Kaiser**



The feather wood is tough and gnarly so I had a tough time cutting it. I was happy that it stayed in platter form, rather than shrapnel thrown about the shop! - **Lavonne Kaiser**

Classified Ads

Any member may submit an ad to be published in the newsletter. It will be kept for 3 months or until sold.

Hello Woodworkers, Hobbyists, DYer's, Creators, and all artists alike! Have you been looking for the perfect piece of wood for the awesome project you are working on during social-distancing? I have, for you, 250-300bf of Russian Olive slabs 36in long x 20in wide x 2.5in thick!!! And two White Ash rounds 26in across and 12in thick!!! I cut a piece this morning and tested the moisture level and it was between 5-6% which is about as good as it gets!!! The wood was air dried and sealed. The grain in these pieces is absolutely incredible! With some stain and TLC these beautiful slabs could be your next coffee table, night stand, cutting board, bowls, vases, mantle, live edge shelving, headboard, holiday gifts, or my favorite Live Edge river dining table!!! If you have the vision let's make it happen!!!

All inventory will be sold at \$8.00 per board foot on a first come first serve basis, bulk pricing available upon request.

Call/ Text- (970) 545-1694

Email- adamfrieler@gmail.com

I also included some of the pictures of the pieces I have. This is by no means our full inventory, but hopefully it will give you an idea of what is available. I also included some information about the species

Common Name(s): Russian Olive

Scientific Name: *Elaeagnus angustifolia*

Distribution: Native to eastern Europe and western and central Asia; naturalized throughout North America

Tree Size: 20-35 ft (6-10 m) tall, 1-1.5 ft (.3-.5 m) trunk diameter

Average Dried Weight: 43 lbs/ft³ (685 kg/m³)

Specific Gravity (Basic, 12% MC): .55, .69

Janka Hardness: 1,240 lbf (5,530 N)

Common Uses: Knife scales, bowls, pens, and other small woodturning projects.

Comments: Originally brought to the United States in the late 1800s for windbreaks and erosion control (and as an ornamental tree). However, because of the tree's rapid growth and adaptability to poor soil, it's now considered an invasive species in many areas of the United States.

Russian Olive is not closely related to the wood that is commonly referred to as Olivewood (*Olea europaea*) and may be distinguished from true Olive by the endgrain. Olive is diffuse porous, while Russian Olive is ring-porous.

Color/Appearance: Color ranges from a light yellowish-brown to a darker golden brown, sometimes with a greenish hue. Sapwood a much lighter yellow-white.

Grain/Texture: Unlike true Olive (*Olea* genus), Russian Olive is very porous and of an uneven grain texture.

Endgrain: Ring-porous; 5-10 rows of medium to large earlywood pores, exclusively solitary latewood pores grading from medium to small; tyloses sometimes present; medium to wide rays visible without lens, spacing wide; parenchyma generally not visible with hand lens, or diffuse-in-aggregates (barely visible).

CONTACT: Adamfrieler@gmail.com - Call/ Text- (970) 545-1694

For sale: Craftsman 30 gallon compressor with Husky drain valve, Husky filter, and 3-way connector. Works great, nothing wrong with it, I bought a smaller compressor and don't need two. Asking \$75. **Pat Scott**, 303-988-7584 or pscott99@comcast.net

