



FRONT RANGE WOODTURNERS

A Chapter of



September 2020, Vol. 20, No. 9

Editor: Jim Proud

www.fronrangewoodturners.org

FRW Facebook page: [goo.gl/oYd7FV](https://www.facebook.com/frwwoodturners)

Ladies of the Lathe Facebook page: [goo.gl/5AxmWU](https://www.facebook.com/ladiesofthelathe)

Announcements

Zoom Demo – September 1, Tuesday

Our demonstrator for the September meeting is FRW member **Mike Skiba**. If you've seen his "Thought Through" pieces in our Show & Tell and said to yourself, "Wha..., How the ..., ???", now's the chance to find out. In Mike's words: "I use basic turning techniques to create my Thought Throughs. I use between centers, spindle turning, hollowing, jam chucks and everyone's favorite, sanding to create them. I intentionally go through what would normally be the bottom. Think of turning a vase, then turning it around on a jam chuck and making another identical vase on the bottom. I look for logs/branches with defects and intact bark for new ones. Most often I just use Walnut oil and buffing as the finish. The bases can take as long or longer to make depending on how elaborate they are. I made my first one in October of 2019 and have definitely refined the process."



Upcoming Demonstrators in 2020

October: - Cindy Drozda
November: TBD
December: Holiday Party

Online Demos Available

1. **Trent Bosch** has started doing weekly virtual demos with some big name turners: **Trent Bosch, Rudy Lopez, Laurent Niclot, Eric Lofstrom, Phil Irons, Michael Alguire, and Art Liestman** to name a few. Watch a professional demo from the comfort of your home. The cost is \$10 per demo and Trent is even offering 5 and 10 demo package deals. www.virtualwoodturningdemos.com

2. **Glenn Lucas** is also doing a lot of remote demos and then making those demos available as a high quality DVD download on his website. Glenn has the best camera setup with closeup shots that I've ever seen any demonstrator use. The cost is \$15 Euro per download which works out to \$16.83 US. Once you download the DVD demo it's yours forever. Look under the SHOP tab at www.glennlucaswoodturning.com

3. Worldwide Woodturners Symposium.

If you are on Instagram you probably follow [@woodturners_worldwide](https://www.instagram.com/woodturners_worldwide) already (if not you should). **Matthew Deighton** is the person behind Woodturners Worldwide and has organized a 3-day Worldwide Woodturners Symposium for September 24-26 from 11:00 AM to 6:00 PM. Join woodturners from around the world for a 3-day woodturning event. Networking, interactive vendor hall, 40 demonstrations and more. Demo's are pre-recorded and played at a certain time (schedule coming soon), and the demonstrator will be online to answer any questions during their demo. You'll be able to pause, rewind, and rewatch any demo.


Featured demonstrators are: **Michael Alguire, Mike Mahoney, Rebecca DeGroot, Jeff Hornung, Raleigh Lockhart, Cindy Drozda, Matthew Deighton, Gregg Gallegos, Graeme Priddle and Melissa Engler, Harvey Meyer**, and more to come. Early bird pricing is \$79 for all 3 days and is good through July 31st. After July 31st the price is \$99. www.woodturnersworldwide.com



WOODTURNERS WORLDWIDE ONLINE SYMPOSIUM

30+ Demonstrators
40+ Demonstrations
Live Event + Watch for Weeks After
Interactive Vendor Hall
Networking Events
Chat with Demonstrators

LEARN MORE AND REGISTER NOW AT
WOODTURNERSWORLDWIDE.COM



Front Range Woodturners now has a You Tube channel at
<https://tinyurl.com/yxem4vw9>

Turning Challenge:

The turning challenges have been suspended until we start meeting together again.

Mentor List

We now have a list of members that have volunteered to be one-on-one mentors to help other club members. No matter what skill level you are - from brand new turner on up – sometimes a few hours of personalized instruction is all it takes to help you master a new tool or technique. The list has been updated and is available to members. Request a list from **Marty Christiansen**.

If you do not have a current roster to find a member's contact information, contact the Newsletter Editor at cavaleon1956@gmail.com and you will be sent one.

Club Information

>Membership – Mike Mullen

We have 3 new members and one returning one this month: (These new figures are as of 8/30/20).

Welcome back to **Suzanne Thompson** and welcome to **Dave Hinchey** (referred by **Bob Moore**), and **David Brooks** and **Melissa Hunter** (referred by Rockler).

Co-club Members	11
Family Members	34
Individual Members	133
Lifetime Members	11
Family Roster	49
Student Members	2
Total Membership	240

Annual dues are the following:

- Individual – \$45
- Couple – \$50
- Student – \$22.50
- Under 12 years – Free!

To help with tracking payments, we request that you pay using a personal check or money order made out to Front Range Woodturners. You can pay in cash if you have the exact amount. You can also mail a check or money order (no cash, please) for your dues to the following address: Front Range Woodturners, PO Box 620605, Littleton, CO 80162.

Please include the following information with your dues: Name; Spouse Name (if signing up as Couple); Street; City; State; Zip; best phone number to reach you and your Email address.

You will receive multiple benefits of being a member, including but not limited to the following:

- Monthly newsletter
- Ability to check items out of our extensive library of videos and magazines
- Discounts on regular bulk orders of various supplies
- Discounts at stores in the Denver area (including the 10% discount at our Rockler store!)
- Monthly demonstrations by locally and internationally known woodturners
- Being listed in and receiving a copy of the membership roster
- Ability to participate in free, hands-on mentoring classes
- And last, but not least, access to the best bunch of woodturners around for questions, war stories, or just to visit.

All our club events are funded by your dues and donations (such as the monthly wood raffle).

If you are a member in good standing with the Rocky Mountain Woodturners in Loveland or the Pike's Peak Woodturners club in Colorado Springs, you may join Front Range Woodturners club for half price. Likewise if you are a member in good standing here you may join the RMW and PPW clubs for half price.

>Group Purchases and Individual Catalog Orders – Jay Miller

The next Group Purchase will be in announced later.

Industrial Abrasives Starbond Glue Wood Carvers Supply Jay Miller 9637 W. Vandeventor Dr. Littleton, CO 80128 (303) 945-4306	Craft supplies Spence Industries Band Saw Blades Ted Millen 9343 W. Coco Drive Littleton, CO 80128
--	--

INDUSTRIAL ABRASIVES: Industrial Abrasives (IA) is our principal sanding supplies vendor, but individual orders to Klingspor may also be member-processed (see details on the FRW website). Prices for Hook & Loop (H&L) mandrels, and H&L Discs remain the lowest in the marketplace, with the weight of the backing heavier than the competition.

STARBOND. Starbond is our principal cyanocrylate (CA) glue vendor. Prices increased as of January 2019 (see new order sheets). Our minimum order is \$100, but if we order at a 200+ level, a 15% AAW-related discount kicks in, making S&H essentially free.

Remember that our first quarterly group buy is in January. The quarterly group buy is for Craft Supplies (all catalog items), Industrial Abrasives, Star Bond adhesives; Spence Dist. Band saw Blades, and Wood Carvers Supply. Order forms and price sheets are on the web site. The current price sheets are for 2019. The price sheets will be up dated as early in January as possible.

GROUP BUY COORDINATORS: The new group buy coordinators are **Jay Miller** and **Ted Mellin**. Please see the FRW website (www.fronrangewoodturners.org) for Group Purchase details, including order sheets and which Group Buy Coordinator should receive checks for which vendor resource.

GROUP BUY SCHEDULE: Group orders for Industrial Abrasives sanding supplies, Starbond CA Glue, Craft Supplies USA tools and supplies, Spence Industries band saw blades, and Woodcarvers Supply carving tools and supplies will be taken at the monthly meetings in January, April, July, and October.

NOTE ABOUT ROCKLER: If Rockler stocks an item, please purchase that item from Rockler using their 10% club discount. We owe that to Rockler for being a wonderful host to our club.

>Librarian's Corner – Bob Britt

Book Review – From Tree to Gallery – **Nikos Siragas** – While not a new publication this little publicized book is certainly different from so many others. Divided into two parts, the author uses part 1 as a biological profile of his life as a carver, turner, artist and gallery owner in the isle of Crete, Greece. The author primarily uses wood native to this hot arid Mediteranean island. The second part details 7 projects, with text and photos. These range from being turned entirely to requiring some or considerable amount of carving and shaping off the lathe. Add this to your list to checkout once this virus passes. You can visit his website at www.siragas.gr or checkout his facebook page.

It is sad to announce that The Tool Post in Didcot, U.K. has announced their closing after serving woodturners and woodworkers for 23 years. The have been a good source for the FRW librarian and will be missed.

A few acquisitions have been recently made on behalf of your club library although arrival from any international point of origin is painfully slow. A complete list of items acquired since our March meeting will

be provided in the newsletter that immediately precedes our next in-person meeting (whenever that takes place). If you come across a book or video that you feel warrants consideration for our purchase kindly e-mail the FRW Librarian so that follow-up investigation and review might take place.

>Mentoring Program – Marty Christensen

Mentoring meetings are temporarily suspended until further notice.

>Youth Mentoring Program – Don Prorak

No plans for now.

>Ladies of the Lathe – Robyn Herman

Our next meeting is postponed until later. No dates set yet.

All female members of the FRW, aged 12 or older, are invited to join the Ladies of the Lathe. Turning is a finesse skill that anyone can learn. LOTL is intended to provide a comfortable, easy-paced, and non-threatening environment for women to learn and advance their skills in turning. Men may attend when not enough women sign up. Check with Robyn on space availability.

>Shop Tours – Al Murphy

All shop tours are cancelled for now. A video tour is in the works.

>Newsletter – Jim Proud

Comments and articles for the monthly newsletter should be emailed to the editor at cavaleon1956@gmail.com. Submissions should arrive a couple of days before the date for the monthly meeting, whether we are having it together, or having it by Zoom or otherwise. As you know we always had our meetings on the first Tuesday of each month. So get anything for the newsletter by the weekend before.

>Pete Holtus Educational Opportunity Grant – Bob Franklin

The following 6 club members were awarded an opportunity grant for 2020. Each one will attend a class as indicated and will share with the club what he or she learned. Congratulations to each one.

Jay Miller – was going to attend a Keith Gotchall class, but the class has been cancelled and has not as yet been rescheduled.	Tim Capraro – Tim’s class at the Ellsworth School of Woodturning was cancelled and he is waiting for the fall to attend a class.
Jim Sledz and Mike Skiba were to attend a Trent Bosch class which has now been postponed until September of this year. They are hopeful it will be offered then and not postponed again.	
Rick Flemming and Patrick Crumpton were to attend the Southwest Association of Woodturners Symposium but it has been cancelled and they will attend next year.	

AAW Membership

The American Association of Woodturners (AAW) is our “mother” organization. FRW is a chapter of AAW. AAW has a separate membership fee and program from FRW with multiple benefits, not least of which is their quarterly American Woodturning magazine. See AAW’s website at www.woodturner.org.

>**Beads of Courage**

Don't forget that **Rick Fleming** and **Ed Cypher** collect bowls for the Beads of Courage project. During this time of no meetings you may contact Rick or Ed about taking a *Beads of Courage* bowl over to either of them.



Jim Proud has a few of these Beads of Courage buttons which you can incorporate into your bowl lid and he will send you one free if you request it.

>**Rockler**

Patronizing the Rockler store is the best “thank you” we can give Rockler for their generosity in letting us use their facilities for our membership. Keep in mind that they keep the register open late on meeting nights just for us. Just be sure to complete any purchases no later than the mid-meeting break so the Rockler staff can start shutting down the store.

As always – all FRW members get 10% off all items, except electrical or sale items, all the time. Just present your FRW membership card at time of purchase. (Note: This offer is only good at the Denver retail location, and is not valid for any other Rockler location or for Internet purchases)

August Gallery

(All of these photos were taken during August and sent in for publication in this edition of the newsletter. If you have one or more photos you would like to share with the club in the newsletter, send them to cavaleon1956@gmail.com. Include a little description too. Send them anytime.)

(If you want to see a large group of pieces by **Suzanne Thompson**, go to this link:

<https://www.canva.com/design/DAEFRMkbz6U/--pPDYy2B3apGrVpz1XKqw/edit> - wonderful stuff!)



I have been spending the summer building my MASSIVE shop. I have to seal the floor and add the trim and then my shiny new lathe can finally be brought in. Big thanks to Dave Hawley for helping me come up with the layout. Not a lot of space to work with so we had to plan to the inch. Just big enough for the lathe, grinder, tool rack and workbench. Cheers, **Alex Bradley**



Working on my shop stool. Partly done. Mostly fishing though...**Al Murphy**



I was given this piece of wood. I think it's Ironwood. 4"x 11" x 28". **Looking for ideas. - Ron Kaemingk**



Cedar vase 5x11.5 - **Gordon Dalby**



Burl box made from discarded burl cuts. – **Bill Moore**



Got some new tools so have to make a new handle to add to the collection. Just can't have too many tools or wood to play with. 3/8th bowl gouge for those smaller ones. Also new 1/2 gouge as the old one is getting pretty short. Always use white oak for handles with "sweat" finish. (No finish. Sanded to 320 then just use adds the patina. Natural hand oil?? You can tell the 1/2 " bowl gouge in the rack is darker than the others, gets used 80% of the time.) - **Dale Quakenbush**

Third-Generation Family Tree Keeps on Giving Rick Orr

Black Locust Senior

I was born and raised near downtown Billings, Montana, where my parents owned their first home from 1935 to 1968. My three brothers and I were raised in that small two-bedroom, one-bathroom home. In the backyard, among many trees, was a black locust, which none of us paid much attention to. It was just part of the yard. The one thing I do recall about the tree was the need to pick up the many seedpods it shed each year, a chore that fell to one of us boys. We would come to name that tree Black Locust Senior.

My father had a shop in the basement of a second house, or cottage, at the rear of our property. The shop contained a variety of tools, including a metal lathe, a homemade wood lathe that Dad built, and other equipment. It was there that all us brothers were exposed to wood-working, turning, and generally getting our hands dirty with all types of jobs.

Black Locust Junior

In 1968, my parents sold the property for commercial development and moved to the west end of Billings. That fall, my father planted one of the seeds from Senior in a small pot and later transplanted it to our new backyard. What possessed my dad to keep some of those locust seeds is something I will never know. The new tree, named Junior, flourished, even after being run over with a lawn mower by my brother Tom.

When Junior was mature, my father again collected seeds from its fallen pods and put them away in a plastic film canister. For some unexplained reason, I ended up with possession of the canister. We sold the house after my parents died in 1987, and my brothers and I moved to various places around the U.S. and the world.

Black Locust III

In 1995, I built a new home in the Denver area. There, I planted one of

Junior's seeds in a small pot and later transplanted the seedling in our new backyard. That tree, known to us as Black Locust III, was planted in 2000. Today, it is about 30' (9m) tall with a 6"-(15cm-) diameter base. The tree has been professionally trimmed and shaped at least twice in these twenty years. In an early effort at trimming the tree myself, I saved some small branches, sealed their ends, and stored them for later use.

While looking for projects during the COVID-19 pandemic, I came across those small branches from Black Locust III. They had been stored for almost five years, so I figured the wood should be dry. I turned a series of small, simple lidded boxes for my siblings and for various grandchildren. In each of the boxes, I put some of the family locust tree seeds. I know my parents would be happy with the boxes made from this third-generation tree. And perhaps its seeds will be planted for yet another family tree to be nurtured into maturity.


Rick Orr is a past president of the Front Range Woodturners in Denver, Colorado, and a frequent demonstrator at the Rocky Mountain Woodturners Symposium. He lives in the Denver metro area with his wife Lorraine and Black Locust III.



The author stands with Black Locust III, a third-generation family tree.



Family heirloom boxes, turned from trimmings from the multi-generation Orr-family locust tree, contain the seeds for future offspring.




"Woodturning has been a stress-reliever for us."

The article above is reprinted from the August 2020 edition of the AAW Magazine. Used by permission and thanks to **Rick Orr**.



Here are some of the new turnings from this last week. The white oak feature rings was an experiment with end grain stained with ebony and then sanded. The ovals feature ring is another experiment where I altered the bottom of one to be different. The 3 acrylic bowls was an attempt to step away from a simple platter/bowl and spruce it up with a little paint. These are almost complete and waiting for the final poly finish to be applied. It takes less than 10 minutes to complete each of the acrylic paintings. Have a great day!! – **Larry Hughes**



I've been working on the Boulder County Walnut project that will be displayed in Longmont later this year.-
Darla Landfair - *"Alone we can do so little; together we can do so much"* – Helen Keller



A couple of turned charcuterie boards.- **Sonny Jones**



A pretty cool home security system that I recently turned and engraved. – **Bob Franklin**