



# FRONT RANGE WOODTURNERS

A Chapter of



September 2019, Volume 19 – Number 9

Editor: Jim Proud

[www.fronrangewoodturners.org](http://www.fronrangewoodturners.org)

FRW Facebook page: [goo.gl/oYd7FV](https://www.facebook.com/frwwoodturners)

Ladies of the Lathe Facebook page: [goo.gl/5AxmWU](https://www.facebook.com/ladiesofthelathe)

## Announcements

### September Demonstration

Our September demonstrator will be **Larry Fox**. Larry will show us how he makes threaded inserts for urns.

A fellow woodturner, **Milo Scott** of Monument, makes wooden threaded inserts in four different sizes out of hard maple. I will demonstrate how to apply these inserts to a lidded box or urn resulting in a screw-on lid that will align the grain pattern of the lid and body perfectly. As with almost all woodturning projects, mistakes can occur at any step of the process. I will purposefully make the mistakes at each step and show how they can be fixed along the way and still end up with a perfectly aligned grain pattern of lid to base.

### 2019 Demonstrations

Here is the scheduled line-up for our demonstrations the remainder of 2019.

October 2019 – **Raleigh Lockhart** – Miniature birdhouse ornaments

November – **Dave Landers** – Inside/Outside Ring

December – Holiday Party

### Clean-up Crew:

The September clean-up crew for **Larry Fox's** demo are **Scott Thomsen, Jeff Hill and Lloyd Patterson**. If you would like to help clean up after a meeting, just sign up at any meeting on the sheet that is passed around. Or you can just stay when the meeting is over and pitch in!

### Turning Challenge

The rules for our monthly turning challenge are:

- Self-assess your level of turning (Beginner, Intermediate or Advanced). Do not judge your skill level by how long you have been turning.
- Fill out a Show-and-Tell form with your name, title of the piece, finish used, etc. All of the forms on our website are now interactive and can be filled out online and printed ahead of time. If you want, you can print a blank form and fill it out by hand, and we will also have blank forms at the meeting.
- The Show-and-Tell forms have a check box for “Turning Challenge” and “Show-and-Tell only”. Check the appropriate box.
- To enter the turning challenge, there are 3 folders marked Beginner, Intermediate, and Advanced. Each folder has numbered slips of paper that are color coded to the skill level:

Beginner = Red  
 Intermediate = Blue  
 Advanced = Yellow

- Pick a bag of numbers from your respective skill folder - it doesn't matter which number you pick. The Beginner folder only has red numbers, Intermediate only has blue numbers, etc.
- Write the number on your card in case things get mixed up, and place the bag with your numbers on top of your Show-and-Tell card (so people can vote for you). Do not throw the bag away!
- You cannot vote for yourself.

### **Elections For Next Year**

- Aug & Sept – talk about it
- Oct – take nominations
- Nov – vote
- Dec – official announcement

**Start thinking about which position you want to volunteer for. Detailed descriptions for each of the positions are in the Bylaws on our website. Still want to know more? Ask the person currently in that position!**

This is the latest list of Board positions that will need to be filled for next year. Which position would YOU like to help with?

NOTE: Whoever takes over as VP/Program Director will have it easy as Dennis already has four months worth of demos for next year!

January – **Kirk DeHeer**

February – Two FRW members give a round robin demo AND our Swap Meet

March – FRW member **Kreg Hamburger** (benefiting the club for his PHEOG grant.)

April – **Matt Monaco** (see his web page at [www.monacobowls.com](http://www.monacobowls.com))

<b>2020 FRW Board Nominees</b>	
President	VACANT
Vice President	VACANT
Treasurer	Larry Abrams
Secretary	Patrick Crumpton
Coffee Chair	Gary Starritt
Coffee Chair - Asst	Sonny Jones
Group Buy	VACANT
Group Buy - Asst	VACANT
Internet	Mark Hanson

Internet - Asst	Susan Rennie	
Ladies of the Lathe (LOTL)	VACANT	
Librarian	Bob Britt	
Membership	Mike Mullen	
Mentoring	Marty Christensen	
Newsletter	Jim Proud	
Newsletter - Asst	VACANT	
PHEOG	VACANT	* PHEOG is a 1-year term
PHOEG - Asst	Bob Franklin	
PHOEG - Asst	Ron Kaemingk	
Photographer	Jim Record	
Photographer - Asst	Tim Capraro	
Shop Tour	Al Murphy	
Publicity	VACANT	
Publicity - Asst	Andy Boudreau	
Publicity - Asst	Jay Miller	
Videographer	Richard Kuivila	
Videographer - Asst	Marty Christensen	
Wood Raffle	Lavonne Kaiser	
Wood Raffle - Asst	VACANT	
Wood Raffle - Asst	VACANT	
Youth	Don Prorak	

### **Mentor List**

We now have a list of members that have volunteered to be one-on-one mentors to help other club members. No matter what skill level you are - from brand new turner on up – sometimes a few

hours of personalized instruction is all it takes to help you master a new tool or technique. The list has been updated and is available to members. Request a list from **Marty Christiansen**.

## **Rocky Mountain Woodturning Symposium**

2019 is the 21st year for the RMWT Symposium. Participants can select from over 42 rotations given by some of the best woodturners in the world. The presentations will have something for everyone, from the beginner to the professional. Come and get your Symposium “fix” and attend a local symposium in your own backyard.

The Symposium website has been redesigned and updated. The Symposium will be held September 13<sup>th</sup>-15<sup>th</sup>, and registration is open now. Register before August 15<sup>th</sup> and get a discount. For more information visit <http://rmwoodturningsymposium.com/>

## **Club Information**

### **>Membership – Mike Mullen**

New members on August are: **Chris Steines, Bradley Scoular, Scott Schlapkohl and Finnegan Thomsen**. Please go look for them and welcome them.

Co-club Members	8
Family Members	28
Individual Members	157
Lifetime Members	10
Family Roster	33
Student Members	3
Total Membership	222

Annual dues are the following:

- Individual – \$45
- Couple – \$50
- Student – \$22.50
- Under 12 years – Free!

To help with tracking payments, we request that you pay using a personal check or money order made out to Front Range Woodturners. You can pay in cash if you have the exact amount. You can also mail a check or money order (no cash, please) for your dues to the following address: Front Range Woodturners, PO Box 620605, Littleton, CO 80162.

Please include the following information with your dues: Name; Spouse Name (if signing up as Couple); Street; City; State; Zip; best phone number to reach you and your Email address.

You will receive multiple benefits of being a member, including but not limited to the following:

- Monthly newsletter
- Ability to check items out of our extensive library of videos and magazines
- Discounts on regular bulk orders of various supplies
- Discounts at stores in the Denver area (including the 10% discount at our Rockler store!)
- Monthly demonstrations by locally and internationally known woodturners
- Being listed in and receiving a copy of the membership roster
- Ability to participate in free, hands-on mentoring classes
- And last, but not least, access to the best bunch of woodturners around for questions, war stories, or just to visit.

All our club events are funded by your dues and donations (such as the monthly wood raffle).

If you are a member in good standing with the Rocky Mountain Woodturners in Loveland or the Pike's Peak Woodturners club in Colorado Springs, you may join Front Range Woodturners club for half price. Likewise if you are a member in good standing here you may join the RMW and PPW clubs for half price.

### **>Group Purchases and Individual Catalog Orders – Roger Holmes**

**If you ordered a Front Range Woodturner polo shirt or t-shirt and did not pick it up at the August meeting, it may be picked up from Roger at the September meeting.**

**INDUSTRIAL ABRASIVES:** Industrial Abrasives (IA) is our principal sanding supplies vendor, but individual orders to Klingspor may also be member-processed (see details on the FRW website). Prices for Hook & Loop (H&L) mandrels, and H&L Discs remain the lowest in the marketplace, with the weight of the backing heavier than the competition.

Items on IA's Wholesale Price List but not on the FRW order sheet may be addressed on a case by case basis. Because S&H charges from Pennsylvania for oversized items are so expensive, ordering 1 yd x 1yd sheets of H&L, for example, is cost effective only if at least nine (9) sheets are ordered, resulting in a sheet cost of about \$17.25. With a pair of scissors and a little effort, 250 + 2.25" x 2.25" squares may be cut from each sheet, making the effective cost per disc about 7 cents. The squares may be affixed to a 2" mandrel, the corners clipped off, and the sides crimped around the mandrel - making sanding the inside of bowls much more efficient, and also making the mandrels last longer. The same process may be used for the 3" mandrels, using 3.25" squares.

Supplies of smaller sheets in 25 packs (3.15" x 4.5") – of the same H&L Aluminum Oxide, Stearate-coated material used in the discs, for **\$2.50 + S&H**, continue to be available.

**STARBOND.** Starbond is our principal cyanocrylate (CA) glue vendor. Prices increased as of January 2019 (see new order sheets). Our minimum order is \$100, but if we order at a 200+ level, a 15% AAW-related discount kicks in, making S&H essentially free.

**GROUP BUY COORDINATORS:** Please see the FRW website ([www.frontrangewoodturners.org](http://www.frontrangewoodturners.org)) for Group Purchases details, including order sheets and which Group Buy Coordinator should receive checks for which vendor resource.

**Roger Holmes, Coordinator** – 1844 W. Plum Cir., Louisville, CO 80027 - 303-665-8041 - [roger\\_holmes@comcast.net](mailto:roger_holmes@comcast.net)

**David Hawley, Assistant Coordinator** – 1516 Lodge Court, Boulder, CO 80303 – 303-443-2332 – [dbh001@gmail.com](mailto:dbh001@gmail.com)

**GROUP BUY SCHEDULE:** Group orders for Industrial Abrasives sanding supplies, Starbond CA Glue, Craft Supplies USA tools and supplies, Spence Industries band saw blades, and Woodcarvers Supply carving tools and supplies will be taken at the monthly meetings in January, April, July, and October.

**NOTE ABOUT ROCKLER:** If Rockler stocks an item, please purchase that item from Rockler using their 10% club discount. We owe that to Rockler for being a wonderful host to our club.

### **>Librarian's Corner – Bob Britt**

Our thanks go out to **John Chart** and **Gene Wentworth** for their recent contributions of historical issues of "Woodturning" magazine. As a result of their generosity we have been able to fill 15 of the

voids in the club's collection for early editions of this popular U.K. publication. If you appreciate the format and content of the earlier editions check out the Library Master List on the FRW website and note the recent additions between issues # 14 and # 50. The "Woodturning" on-line index includes a very detailed description of the contents in each issue. Take a few minutes and check out both of these items on the website.

Coming soon – **Ray Key** Collaborations – KEY-10 in the FRW Library

**Ray Key** was known around the globe for his stunning turned boxes. He was however a very versatile turner although boxes were his most popular demo on the symposium trail. Unfortunately, the turning world lost him in 2018. When his family went to dispose of his tools, equipment and wood they discovered many partially turned items that Ray had set aside. They decided that these partially completed items should be distributed, completed and returned to the U.K. for an exhibit and auction. This book documents 118 pieces on 128 pages, through excellent photography of the text. Several turners well known to our club were involved with this effort. These Colorado residents: **Cindy Drozda, Keith Gotschall, and Tom Wirsing**, have each demonstrated for our club on multiple occasions. This is an outstanding publication that should inspire many who might be looking for ideas and inspiration. Website: [AWGBwoodturningseminar.CO.UK](http://AWGBwoodturningseminar.CO.UK)

### **>Mentoring Program – Marty Christensen**

Our September meeting will be on Monday, the 9<sup>th</sup> in the Rockler basement from 5-7 pm. We will be working on boxes this month and next.

If there is a particular topic you would like to have a mentoring meeting on, please contact Marty and let him know.

We've heard from at least one person that volunteered for our Mentor list that the list works! He has already been contacted by several FRW members seeking assistance. Remember that assistance doesn't have to mean one-on-one tutoring, it can be something as simple as a phone call or email when you need help.

We have a list of members that have volunteered to be one-on-one mentors to help other club members. No matter what skill level you are - from brand new turner on up – sometimes a few hours of personalized instruction is all it takes to help you master a new tool or technique.

The list has been emailed to members. The list is for member use only. If you do not have a copy of the list and would like one, contact Marty.

### **>Youth Mentoring Program – Don Prorak**

I welcome any ideas or suggestions you may have for youth mentoring, as well as younger FRW members wanting assistance. [DonProrak@comcast.net](mailto:DonProrak@comcast.net); 303-638-6631.

### **>Ladies of the Lathe – Robyn Herman**

Our next LOTL class will be Saturday, September 21st. **Sonny Jones** will teach us how to make snowmen. The class begins at 9 and ends about 3.

All female members of the FRW, aged 12 or older, are invited to join the Ladies of the Lathe. Turning is a finesse skill that anyone can learn. LOTL is intended to provide a comfortable, easy-paced, and non-threatening environment for women to learn and advance their skills in turning. Men may attend when not enough women sign up. Check with Robyn on space availability.



**>Shop Tours – Al Murphy**

A few photos from the last shop tour at Don Prorak’s place:



Don’s horse did not participate.



September 28th – **Keith Motzner**. 1719 E Geddes Cr. S, Centennial, CO 80122. Ph. 303-594-5987

October – **Roper ?**

November – CS Woods

December – Christmas Party

**>Newsletter – Jim Proud**

Comments and articles for the monthly newsletter should be emailed to the editor at cavaleon1956@gmail.com. Submissions should arrive at least ten days before the next meeting. Your comments and suggestions to improve the newsletter are always welcome.

**>Wood Raffle - Lavonne Kaiser**

Bring in any wood pieces you would like to donate to the club for the wood raffle each month and you will receive one free ticket. Tickets sell for \$1 apiece. The money supports the overall activities of the club.

### **>Pete Holtus Educational Opportunity Grant – Jay Miller**

Congratulations to the following recipients of a 2019 Pete Holtus Educational Opportunity Grant!

<b>Dale Sherman</b>	Take a class with Steven Hatcher at Marc Adams School
<b>Dave Hawley</b>	Take a class with Michael Hosaluk at Anderson Ranch
<b>Kreg Hamburger</b>	Pay for a semester at Red Rocks Community College
<b>Larry Abrams</b>	Attend Oregon Symposium
<b>Steven Maikell</b>	Take a Trent Bosch class

### ***Perpetual Turning Project***

**Dale Sherman** took the polymer clay pen that **Ed Cypher** made.



The concept is that the item brought for the Perpetual Turning Project is the first item in the next month's raffle. The member who wins the turning must bring another turning to the next month's meeting. It's an excellent chance for members to gain pieces made by other members. The turning can be as plain or fancy as you want. Beginners can participate just as much as advanced turners. If the first winner doesn't want to make a turning, he/she can choose just the wood, and the next winner can take the turning.

### ***AAW Membership***

The American Association of Woodturners (AAW) is our "mother" organization. FRW is a chapter of AAW. AAW has a separate membership fee and program from FRW with multiple benefits, not least of which is their quarterly American Woodturning magazine. See AAW's website at [www.woodturner.org](http://www.woodturner.org).

---

## **AAW TURNING OF THE WEEK**



Humans need joy. Adding a little magic, playfulness, and humor to your turning can enable others to connect with your work on an emotional level and interact beyond simple viewing. Whether you've incorporated elements of quirkiness, unusual juxtapositions, or clever wit, you're almost sure to get a reaction. This week's picks focus on methods for injecting a bit of humor and whimsy into your turning.

[Pan](#)  
[Sean Evans](#)

Lidded box  
Curly maple and chittum burl  
6" tall



---

**Sign up for the AAW Forum**, a member-moderated online community ideal for sharing work and ideas, obtaining feedback, and connecting with other woodturning enthusiasts. You can upload photos, converse with other woodturners, and maybe even see your work as a "Turning of the Week."

### **>Beads of Courage**

Remember that **Rick Fleming** and **Ed Cypher** collect bowls at every meeting for the Beads of Courage.

### **>Love, Inc. Empty Bowls Fundraiser – Earl Waibel**

It is once again time to collect small turned bowls for the "Empty Bowl" fundraiser for our local chapter of Love, INC. Love, INC is a national charity with local chapters supported by many woodturning clubs. Love, INC, provides emergency services, food, lodging, transportation, etc. to people in need as well as transitioning services to help stop the poverty circle. For their annual fundraiser, Love, INC has a banquet where every attendee receives an empty bowl, signifying poverty. Most of the bowls are pottery or ceramic, but for the past 5 years or so our club has provided them with turned bowls as well. The bowls should be 4 or 5 inches in diameter, give or take, with no lid.

***We will be collecting bowls at the September meetings (their fundraiser is Oct 5<sup>th</sup>).***

## **>WIT (Women in Turning) at the SWAT Symposium**

Here's a picture of the WIT sphere collection that was auctioned off at the **South West Association of Turners**. These are the spheres that were turned and decorated in two Ladies of the Lathe classes.



## **>Parking Courtesy**

Rockler has requested that we do not park in front of the neighboring open businesses as a courtesy. Please leave room for their customers. If the lot in front of Rockler is full, there is ample additional parking across Colorado Blvd.

## **>Rockler**

Patronizing the Rockler store is the best “thank you” we can give Rockler for their generosity in letting us use their facilities for our membership. Keep in mind that they keep the register open late on meeting nights just for us. Just be sure to complete any purchases no later than the mid-meeting break so the Rockler staff can start shutting down the store.

As always – all FRW members get 10% off all items, except electrical or sale items, all the time. Just present your FRW membership card at time of purchase. (Note: This offer is only good at the Denver retail location, and is not valid for any other Rockler location or for Internet purchases.)

**>August Gallery**



Scott DeWeese - Maple



Tom Fremgen – Tulip Poplar



Dennis Fanning - Pine



Dennis Fanning - Pine




Bob Franklin – Alumilite Resin



Bob Franklin – Buckeye Burl, Prickly Pear Cactus Resin





Jennifer Gerwig – Wood, Resin, Mica, Wire  
**Turning Challenge Winner - Beginner**



Jennifer Gerwig – Wood, Resin, Mica, Wire



Dave Hawley – Plywood from Schect



Roger Holmes - Wood



John Montague – Turning & Mixed Media  
**Turning Challenge Winner - Advanced**



John Montague – Turning & Mixed Media



Dale Quakenbush – Osage Orange



Dale Quakenbush – Spalted Oak



Dale Quakenbush - Oak



Ken Rollins – Pine  
**Turning Challenge Winner – Intermediate**  
**“A Pine Beetle”**



Chris Solum – Canary Wood



Jeff Spahr – Various Dragon Pens





Jeff Spahr – Walnut, Banksia  
Pod



Pat Scott - Poplar



Les Stern – Cherry Burl



Les Stern – Box Elder Burl



Les Stern - Cherry




Suzanne Thompson – Maple, Iridescent Paint

## >Classifieds

*Please note: All advertising in the Classifieds is free, but be sure to notify the newsletter editor if an item is no longer for sale. All ads that are older than 3 months will be deleted. To submit a classified ad email the newsletter editor at: cavaleon1956@gmail.com.*

For Sale by **Dave Hawley**, Phone – 303-443-2332 – dbh001@gmail.com – July 15,2019

Item	Price
RIDGID 12” Sliding Compound Miter Saw w/Laser. Original Owner - almost new, perfect condition – mounted on plywood platform	15 Amp - \$435 w/tax at Home Depot / Amazon. Price <b>\$300</b> .
Shop Fox D2057A Adjustable Mobile Base – from 19” x 20.5” to 29.5” x 29.5.” Almost new. Includes all expansion hardware.	Amazon \$70. <b>Price \$30</b>
Pipe holding tool – antique & very solid - 8.5” wide, 9” h – capacity 1.75”	 <p><b>Price \$15</b></p>
Oneway Stronghold Chuck Jaws (Profiled). Excellent condition.	<ul style="list-style-type: none"> <li>• Spigot Jaws – CS104-595 FRW Group Buy price \$42.59 – <b>Price \$15</b></li> <li>• No 2 Jaws - CS104-588 – FRW Group Buy price \$43.46 - <b>Price \$15</b></li> <li>• #2 Tower Jaws – Part No. 3602 – Packard \$60.95 + S&amp;H – <b>Price \$20</b></li> </ul>
Nova Tommy Bar Midi-Chuck 1” x 8tpi with 50mm and 25mm Dovetail Jaws, Nova Screw Center, and tommy bars. Excellent condition.	Packard 113101 & 113110 price \$181.93 (incl S&H) – <b>Price \$60</b>


For Sale: Craftsman 10" Radial Arm Saw complete with extra blades, manuals and mounted on a wooden storage cabinet on wheels. \$175. Contact **Vern DeGroot** 303-93-8800. Email: [verndg@outlook.com](mailto:verndg@outlook.com). Bellevue and Kipling area. (Photos below)



**Frank Vonau** has the following items for sale: "I have recently moved and have a much smaller workshop. I need to dispose of some items." If you are interested or have any questions, call Frank at 303-699-2177.



Delta Model 50-850 Dust Collector. Includes Delta 50-750 2 micron dust canister, 1 extra bag and dust separator. Similar new would be approx. \$800. Asking \$375



Porter Cable model 362VS variable speed belt sander. New this would be about \$400. Asking \$75



Delta Model 36-220 Type III, 10" compound mitre saw. Asking \$40.