



# FRONT RANGE WOODTURNERS

A Chapter of



May 2019, Volume 19 – Number 5

Editor: Jim Proud

[www.fronrangewoodturners.org](http://www.fronrangewoodturners.org)

FRW Facebook page: [goo.gl/oYd7FV](https://www.facebook.com/frwwoodturners)

Ladies of the Lathe Facebook page: [goo.gl/5AxmWU](https://www.facebook.com/ladiesofthelathe)

## Announcements

### May Demonstration – Marryll Salan



Merryll is an artist. If she isn't working with wood, she would be drawing, painting, bookmaking or cooking. All of those take practice, dedication, working with your hands and creativity

Merryll has been a professional woodturner for over 40 years, and a member of AAW for 33 years. When she first started turning: *"...Her approach to turning was ... different from that of many of her peers. Her interest in the "rules" was minimal, and her bold explorations, including combining materials, and the of surface texturing and color, set her apart..."*

Merryll's work is documented in the Smithsonian Archives of American Art, and her artwork is held in the collections of many major museums, and on display at the U.S. Embassy in Fiji where she taught in 2004 as part of an International Art Program.

In 2009, Merryll was selected as the AAW's Professional Outreach Program, Merit Award honoree, in recognition of her contributions as an artist, teacher and leader in the field of woodturning.

In this demonstration Marryll will show us, using simple and easy techniques, how she makes a set of small bowls using the screw chuck for mounting and for reverse chucking.

### 2019 Demonstrations

Here is the scheduled line-up for our demonstrations in 2019 so far:

June – **Don Prorak** - Tri-Corner Bowl & Lid

October 2019 – **Raleigh Lockhart**

July – **Trent & Kailee Bosch** - TBD

November – **Dave Landers** – Inside/Outside Ring

August – **Pat Scott** – Butterflies & Stitches

December – Holiday Party

Sept. – **Larry Fox** – Threaded Inserts for Urns

### Oregon Symposium

Larry Abrams received a PHEOG Award this year to attend the Oregon Symposium. His return benefit to the club was to provide a written & photographic review of the symposium. His symposium presentation has been uploaded to Google Drive and can be viewed / downloaded at the following link:

[https://drive.google.com/open?id=1z\\_nnijNKoiMewGGbVOL0YOOQ24UaPVoOj](https://drive.google.com/open?id=1z_nnijNKoiMewGGbVOL0YOOQ24UaPVoOj)

(editor's note: It is much easier to get from Google Drive and is well worth the effort. Thanks Larry!)

## Clean-up Crew

The volunteers for the clean-up crew for May are **Henry Williams** (2<sup>nd</sup> time this year), **Scott Highland** and **Jay Miller**.

If you would like to help clean up after a meeting, just sign up at any meeting on the sheet that is passed around. Or you can just stay when the meeting is over and pitch in!

## Summer BBQ and Swap Meet/Sale

Mark your calendar for July 13th for our first ever combined Summer BBQ *and* Swap Meet. We need several volunteers to help with this event, so don't be shy! If you'd like to help with planning, coordinating, cooking, setup/cleanup, shopping for groceries, or would like to sell or swap tools or wood, let us know.

The event will be at River Run Park at 2101 W. Oxford Ave (close to Hampden and Santa Fe) from 10am to 2pm. There will be more info at the May meeting.

## Turning Challenge

The turning challenge for April was an "End Grain Turning." The winners are: Beginner: **Larry Abrams**, Intermediate: **Kim Komitor** and Advanced: **Bob Franklin**. See their entries in this month's Gallery below.

The turning challenge for May is to do a clock.

The rules for our monthly turning challenge are:

- Self-assess your level of turning (Beginner, Intermediate or Advanced). Do not judge your skill level by how long you have been turning.
- Fill out a Show-and-Tell form with your name, title of the piece, finish used, etc. All of the forms on our website are now interactive and can be filled out online and printed ahead of time. If you want, you can print a blank form and fill it out by hand, and we will also have blank forms at the meeting.
- The Show-and-Tell forms have a check box for "Turning Challenge" and "Show-and-Tell only". Check the appropriate box.
- To enter the turning challenge, there are 3 folders marked Beginner, Intermediate, and Advanced. Each folder has numbered slips of paper that are color coded to the skill level:

Beginner = Red

Intermediate = Blue

Advanced = Yellow

- Pick a bag of numbers from your respective skill folder - it doesn't matter which number you pick. The Beginner folder only has red numbers, Intermediate only has blue numbers, etc.
- Write the number on your card in case things get mixed up, and place the bag with your numbers on top of your Show-and-Tell card (so people can vote for you). Do not throw the bag away!
- You cannot vote for yourself.

## Elections For Next Year

Speaking of our Group Buy Chair, Roger has decided to step down for next year. He has held that position for the past 13 years and I think he's earned a rest! Yes I know it's not even mid-year, but nominations for Board members will be here before you know it. If you are interested in taking over for Roger or finding out more of what all is involved in being Group Buy chair, give it some thought and talk to Roger. Dennis Fanning and I will also be stepping down so someone will need to fill the Vice President and President positions for next year as well. This is your opportunity to give back to the club and make a difference in our future.

## Mentor List

We now have a list of members that have volunteered to be one-on-one mentors to help other club members. No matter what skill level you are - from brand new turner on up – sometimes a few hours of personalized instruction is all it takes to help you master a new tool or technique. It goes without saying that this list is for member use only.

## Membership Badge Box

Our membership badge box is getting full. Any volunteers to make a new box so we would have 2 boxes? This is a good problem to have isn't it? If interested in helping out, please contact Membership Chair **Mike Mullen**.

## Club Information

### >Membership – Mike Mullen

Welcome to our new members last month: **August Hueseman, Dale Quakenbush, Lemmam Glaser and Tanya Evans**.

Here is a breakdown of the current membership:

Co-club Members	7
Family Members	25
Individual Members	144
Lifetime Members	10
Family Roster	31
Student Members	1
Total Membership	218

Annual dues are the following:

- Individual – \$45
- Couple – \$50
- Student – \$22.50
- Under 12 years – Free!

To help with tracking payments, we request that you pay using a personal check or money order made out to Front Range Woodturners. You can pay in cash if you have the exact amount. You can also mail a check or money order (no cash, please) for your dues to the following address: Front Range Woodturners, PO Box 620605, Littleton, CO 80162.

Please include the following information with your dues: Name; Spouse Name (if signing up as Couple); Street; City; State; Zip; best phone number to reach you and your Email address.

You will receive multiple benefits of being a member, including but not limited to the following:

- Monthly newsletter
- Ability to check items out of our extensive library of videos and magazines
- Discounts on regular bulk orders of various supplies
- Discounts at stores in the Denver area (including the 10% discount at our Rockler store!)
- Monthly demonstrations by locally and internationally known woodturners
- Being listed in and receiving a copy of the membership roster
- Ability to participate in free, hands-on mentoring classes
- And last, but not least, access to the best bunch of woodturners around for questions, war stories, or just to visit.

All our club events are funded by your dues and donations (such as the monthly wood raffle).

If you are a member in good standing with the Rocky Mountain Woodturners in Loveland or the Pike's Peak Woodturners club in Colorado Springs, you may join Front Range Woodturners club for half price. Likewise if you are a member in good standing here you may join the RMW and PPW clubs for half price.

### **>Group Purchases and Individual Catalog Orders – Roger Holmes**

#### **FRW SMOCKS**

Don't forget that we will be taking orders at the May meeting for Turning Smocks. These look like the AAW smocks only with the FRW logo embroidered above the left pocket. The order form is available (with prices and sizes) on our website at the top of the GROUP BUY page. Have your order form filled out and bring it with payment to the May meeting.

#### **FRW T-SHIRTS AND POLO SHIRTS**

Our Group Buy Chair **Roger Holmes** has also been busy researching pricing and styles for T-shirts and Polo shirts for the club. Roger is looking at having the T-shirts say *Front Range Woodturners* on them, and having the FRW logo embroidered on Polo shirts. He's hoping to have a sample made up of each shirt by the June meeting. T-shirts will be the same high quality shirts as sold at the RMWT Symposium.

**INDUSTRIAL ABRASIVES:** Industrial Abrasives (IA) is our principal sanding supplies vendor, but individual orders to Klingspor may also be member-processed (see details on the FRW website). Prices for Hook & Loop (H&L) mandrels, and H&L Discs remain the lowest in the marketplace, with the weight of the backing heavier than the competition.

Items on IA's Wholesale Price List but not on the FRW order sheet may be addressed on a case by case basis. Because S&H charges from Pennsylvania for oversized items are so expensive, ordering 1 yd x 1yd sheets of H&L, for example, is cost effective only if at least nine (9) sheets are ordered, resulting in a sheet cost of about \$17.25. With a pair of scissors and a little effort, 250 + 2.25" x 2.25" squares may be cut from each sheet, making the effective cost per disc about 7 cents. The squares may be affixed to a 2" mandrel, the corners clipped off, and the sides crimped around the mandrel - making sanding the inside of bowls much more efficient, and also making the mandrels last longer. The same process may be used for the 3" mandrels, using 3.25" squares.

Supplies of smaller sheets in 25 packs (3.15" x 4.5") – of the same H&L Aluminum Oxide, Stearate-coated material used in the discs, for **\$2.50 + S&H**, continue to be available.

**STARBOND.** Starbond is our principal cyanocrylate (CA) glue vendor. Prices increased as of January 2019 (see new order sheets). Our minimum order is \$100, but if we order at a 200+ level, a 15% AAW-related discount kicks in, making S&H essentially free.

**GROUP BUY COORDINATORS:** Please see the FRW website ([www.fronrangewoodturners.org](http://www.fronrangewoodturners.org)) for Group Purchases details, including order sheets and which Group Buy Coordinator should receive checks for which vendor resource.

**Roger Holmes, Coordinator** – 1844 W. Plum Cir., Louisville, CO 80027 - 303-665-8041 - [roger\\_holmes@comcast.net](mailto:roger_holmes@comcast.net)

**David Hawley, Assistant Coordinator** – 1516 Lodge Court, Boulder, CO 80303 – 303-443-2332 – [dbh001@gmail.com](mailto:dbh001@gmail.com)

**GROUP BUY SCHEDULE:** Group orders for Industrial Abrasives sanding supplies, Starbond CA Glue, Craft Supplies USA tools and supplies, Spence Industries band saw blades, and Woodcarvers Supply carving tools and supplies will be taken at the monthly meetings in January, April, July, and October.

**NOTE ABOUT ROCKLER:** If Rockler stocks an item, please purchase that item from Rockler using their 10% club discount. We owe that to Rockler for being a wonderful host to our club.

### **>Librarian's Corner – Bob Britt**

Welcome aboard to our many new members of the past several months. A complete listing of FRW Library resources can be found through the FRW Website (See top of page.)

**Coming next month:** Over the past several months we have had an increasing number of inquiries regarding airbrush equipment and techniques. Several videos are currently on order as additions to your library. Details should be available next month (June) in this column.

### **>Mentoring Program – Marty Christensen**

Our May meeting will be on Monday, the 13<sup>th</sup> in the Rockler basement from 5-7 pm.

If there is a particular topic you would like to have a mentoring meeting on, please contact Marty and let him know.

### **>Youth Mentoring Program – Don Prorak**

The Stargate woodturning club is back in business and growing. I'm enjoying working with parent/sponsor **Jeff Hill**, his daughter Arabella, & son Alexander, all new FRW members. We meet every Thursday after school and have been adding new students to the club. It's a great learning experience for all of us! I also want to thank **Dave Hawley** for wood he has donated to the group.

I welcome any ideas or suggestions you may have for youth mentoring, as well as younger FRW member wanting assistance. [DonProrak@comcast.net](mailto:DonProrak@comcast.net); 303-638-6631.

### **>Ladies of the Lathe – Robyn Herman**

Our next LOTL class will be Saturday, May 18th. Merryll Saylan will be teaching us "surface enhancements". We will be decorating the spheres that we turned in March to send to the Women in Turning collaboration "Spheres of Influence" that will be auctioned off at S.W.A.T in August.

Instructors are needed for our monthly meetings in the rest of this year. Please contact **Robyn Herman** if you would be willing to teach a Saturday 1-2 hour class.

All female members of the FRW, aged 12 or older, are invited to join the Ladies of the Lathe. Turning is a finesse skill that anyone can learn. LOTL is intended to provide a comfortable, easy-paced, and non-threatening environment for women to learn and advance their skills in turning. Men may attend when not enough women sign up. Check with Robyn on space availability.

**>Shop Tours – Al Murphy**

Here is what is lined up so far for the rest of this year:

May – **Dave Hawley** at Schacht Spindle Company in Boulder

June – **Les Stern** - The June shop tour is on the 15th from 10am-3pm at the home of **Les Stern**. Address: 6331 S. Olathe St., Centennial, CO. 80016 Les’ phone is 303-229-4128. Please use the 2nd drive way--looks like an alley with lots of license plates on the fence. You may park in front of or behind the building and come in either side.

July 13<sup>th</sup> – BBQ and Swap Meet – Details coming soon.

July 27<sup>th</sup> – Shop tour at Austin Hardwoods (975 W. Mississippi Ave.)

August 24th – **Don Prorak** -

September 28th – **Keith Motzner**

October – **Roper ?**

November – CS Woods

December – Christmas Party

**>Newsletter – Jim Proud**

Comments and articles for the monthly newsletter should be emailed to the editor at cavaleon1956@gmail.com. Submissions should arrive at least ten days before the next meeting. Your comments and suggestions to improve the newsletter are always welcome.

**>Wood Raffle - Lavonne Kaiser**

Bring in any wood pieces you would like to donate to the club for the wood raffle each month and you will receive one free ticket. Tickets sell for \$1 apiece. The money supports the overall activities of the club.

**>Pete Holtus Educational Opportunity Grant – Jay Miller**

Congratulations to the following recipients of a 2019 Pete Holtus Educational Opportunity Grant!

<b>Dale Sherman</b>	Take a class with Steven Hatcher at Marc Adams School
<b>Dave Hawley</b>	Take a class with Michael Hosaluk at Anderson Ranch
<b>Kreg Hamburger</b>	Pay for a semester at Red Rocks Community College
<b>Larry Abrams</b>	Attend Oregon Symposium (see article above on the Larry’s slide show.)
<b>Steven Maikel</b>	Take a Trent Bosch class

***Perpetual Turning Project***

The concept is that the item brought for the Perpetual Turning Project is the first item in the next month’s raffle. The member who wins the turning must bring another turning to the next month’s meeting. It’s an excellent chance for members to gain pieces made by other members. The turning can be as plain or fancy as you want. Beginners can participate just as much as advanced turners. If



the first winner doesn't want to make a turning, he/she can choose just the wood, and the next winner can take the turning.

## ***AAW Membership***

The American Association of Woodturners (AAW) is our “mother” organization. FRW is a chapter of AAW. AAW has a separate membership fee and program from FRW with multiple benefits, not least of which is their quarterly American Woodturning magazine. See AAW's website at [www.woodturner.org](http://www.woodturner.org).



### ***The Other Half of Beads of Courage: Lauscha Glass Beadmaking Marathon at the Corning Museum of Glass Corning, New York***




On Sunday, March 3, 2019, the energy in the flame shop at The Studio was buzzing, as many experienced bead makers gathered to participate in an annual bead making marathon in support of a wonderful program called Beads of Courage. Beads of Courage is an organization that distributes handmade glass beads to hospitals, and those beads are then given to children in recognition of milestones in their treatment for severe or chronic illnesses.



To make this great event possible, The Studio opened its flame shop and all ten torches, provided the tools, and furnished the necessary materials. A donated collection of beautiful Lauscha glass rod, a gift from Robin Lehman, was put to great use. Almost twenty bead makers, comprised of Studio staff and volunteers, came together and got to work. In just eight short hours, they were able to create hundreds of beautiful and unique glass beads, which will all be donated to Beads of Courage.






The feeling in the room was warm, welcoming, and fun, with some artists having traveled hours to come to The Studio to donate their time. Many of the bead makers have participated in The Studio's Beads of Courage events in the past and were thrilled to return. The effort eclipsed the walls of the flame shop as some of the bead makers had generously set aside time in their own home studios to produce beads to add to the donation.

This event truly demonstrates the passion that the glass community has, not just for glass making, but for each other. These talented artists used their skills to give back, and to provide solace and hope some of the most vulnerable. We are very grateful to be part of that community.

To get a better understanding of the impact that the Beads of Courage program can have on children and their families, please read this [blog post](#) written by the mother of Harper Grace, a beautiful young girl who was diagnosed with Trisomy 18, a rare genetic disorder. Harper's mom tells the story of how Beads of Courage helped her family and her daughter cope, and how it provided inspiration for her.



The Studio is very proud to facilitate this event and support the Beads of Courage organization. Without the participation of our vibrant glass community this would not have been possible, so we extend our deepest gratitude to each and every glass artist who helped to make this bead making marathon a great success!

*(Article provided by **Al Murphy**)(ed. Note: If you ever get the opportunity, visit the Corning Museum of Glass in Corning, New York – it is wonderful!)*


\*\*\*\*\*It's A Dye-ing Art By Ed "Sonny" Jones\*\*\*\*\*

Part 2

**Beyond The Basic Apple**

A bowl of wooden apples may enhance a dining room table, but why stop there? In the photo of wooden fruit above (figure 2), the fruit is colored/dyed with the same process. The apples, pears and plums are finished with wipe-on poly for a waxed look. The banana, orange, strawberries and peaches are not finished with poly. The strawberries and orange are dimpled with a Dremel or rotating tool.

**Turning a Strawberry**



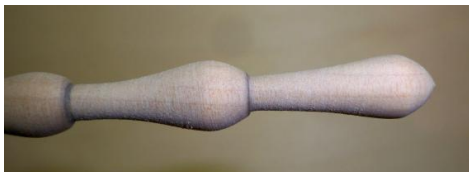
**Turning an Orange**



**Turning a Peach**



**Stems**



**Various Other Fruit**



All it takes is imagination. The cherries are small round balls of wood dyed red. Cut a twig from a branch for the stems. A pear is like an apple only shaped differently and dyed a different color. The banana was cut on the band saw and shaped on a bench sander. A yellow high-lighter was used for the color.

**Tool and Supply list:**

Wood: Turning stock of various species and diameters. Twigs (optional)

Tools: Lathe, 4-jawed chuck, live center, roughing gauge, 3/8 inch spindle gauge or detail gauge, parting tool, skew (optional) or turning gauge of choice,

Assorted grits of Abrasive paper

Cyanoacrylate glue (CA or superglue) or wood glue

Dremel with dimpling bit (for strawberry and orange)

Dremel cutting disc or coping saw (for strawberry)

Aniline Dye, (or) TransTint Dye, (or) Water colors (or) High-lighters - In various colors.

*Please refer to all manufacturers' labels for proper product usage.*

**>Parking Courtesy**

Rockler has requested that we do not park in front of the neighboring open businesses as a courtesy. Please leave room for their customers. If the lot in front of Rockler is full, there is ample additional parking across Colorado Blvd.

**>Courtesy During Meetings**

We have been requested to please stay seated and quiet during the meeting and demonstration as a courtesy to our demonstrators and fellow members. If you feel the need for conversation during the meeting or demonstration, please feel free to step upstairs into the Rockler store.

Also, please return promptly after the break to make sure we don't lose time for our demonstrator.

**>Rockler**

Patronizing the Rockler store is the best "thank you" we can give Rockler for their generosity in letting us use their facilities for our membership. Keep in mind that they keep the register open late on meeting nights just for us. Just be sure to complete any purchases no later than the mid-meeting break so the Rockler staff can start shutting down the store.

As always – all FRW members get 10% off all items, except electrical or sale items, all the time. Just present your FRW membership card at time of purchase. (Note: This offer is only good at the Denver retail location, and is not valid for any other Rockler location or for Internet purchases.)



**>April Gallery**



Larry Abrams – Aspen  
Turning Challenge Winner - Beginner



Larry Abrams - Walnut



Larry Abrams - Walnut



Larry Abrams - Wood



Peter Bissell – Maple, Ramin



Steve Claycomb – Cottonwood



Steve Claycomb - Juniper



Dennis Fanning - Cedar



Dennis Fanning - Elm



Bob Franklin – Spalted Maple  
Turning Challenge Winner - Advanced



Bob Franklin – Various materials





Pat Hannon – Aspen, Tulipwood, East Indian Rosewood, African Blackwood



Dave Hawley - Apple



Dave Hawley - Pine



Scott Highland – Ash



Scott Highland - Ash



Dave Hawley - Cottonwood



Sonny Jones – Spalted Box Elder



Ron Kaemingk – Wenge, Maple, Purpleheart, Yellowheart



Kim Komitor – Spalted Maple  
Turning Challenge Winner - Intermediate



Ken Rollins - Apple



Les Stern – Hawaiian Mango





Jay Miller – Straight Bean Mesquite



Ken Rollins – Spalted Maple



Pat Scott - Ash



Mike Skiba - Cottonwood






Ed Cypher – Various Materials

## >Classifieds

*Please note: All advertising in the Classifieds is free, but be sure to notify the newsletter editor if an item is no longer for sale. All ads that are older than 3 months will be deleted. To submit a classified ad email the newsletter editor at: [cavaleon1956@gmail.com](mailto:cavaleon1956@gmail.com).*

For Sale by Dave Hawley, FRW Member – 303-443-2332 – [dbh001@gmail.com](mailto:dbh001@gmail.com) – April 17, 2019

Item	Price
Sphere Caliper by Soren Berger. Purchased to assist in Ladies of the Lathe training (1-time use) – now selling at cost less ½ of S&H. Video on Berger NZ website.	 <p><b>Price - \$77.50 (includes ½ S&amp;H price)</b></p>
Pipe holding tool – antique & very solid - 8.5” wide, 9” h – capacity 1.75”	 <p><b>Price \$15</b></p>
Display Stand – electric – spins slowly – 4.5”H, 8.5” dia top – runs perfectly	 <p><b>Price \$15</b></p>
Dayton A.C. Motor – 115v – 1/3HP – 1725 rpm, 5.8A – reversible – single ½” arbor – great for buffer. Excellent condition.	<p><b>Price \$15</b></p>
Oneway Stronghold Chuck Jaws (Profiled). Excellent condition.	<ul style="list-style-type: none"> <li>• Spigot Jaws – CS104-595 FRW Group Buy price \$42.59 – <b>Price \$20</b></li> <li>• No 2 Jaws - CS104-588 – FRW Group Buy price \$43.46 - <b>Price \$20</b></li> <li>• #2 Tower Jaws – Part No. 3602 – Packard \$60.95 + S&amp;H – <b>Price \$30</b></li> </ul>
Nova Tommy Bar Midi-Chuck 1” x 8tpi with 50mm and 25mm Dovetail Jaws, Nova Screw Center, and tommy bars. Excellent condition.	<p>Packard 113101 &amp; 113110 price \$181.93 (incl S&amp;H) – <b>Price \$90</b></p>
Shop Fox D2057A Adjustable Mobile Base – from 19” x 20.5” to 29.5” x 29.5.” Almost new.	<p>Amazon \$70. <b>Price \$40</b></p>
Sorby / Shopsmith ¾” Diamond Parting Tool – 6 ¾” steel. Almost new.	<p><b>\$40</b></p>
King Arthur 45814 Launcelot 14 Tooth Carving tool (circular chainsaw) mounted on a Chicago Electric 4” Angle Grinder. Good condition.	<p>Current price for Launcelot is \$59 incl S&amp;H + \$20 for Angle Grinder – <b>Price: \$30</b></p>

