



GOING 'ROUND

Front Range Woodturners Newsletter

Vol. 23, No. 4 April 2023

Editor: Brenda Blaesing

APRIL DEMONSTRATOR –STUART BATTY

Tuesday, April 4th–In Person and via Zoom

Ed Sonny Jones - edsonnyjones333@gmail.com

Stuart Batty is a third generation apprenticed woodturner with over 40 years of experience. Under the expert tutelage of his father Allan Batty, a world-renowned master spindle turner, Stuart began turning at the age of ten. By the age of 16, Stuart had become an accomplished production spindle turner and instructor and had gained wide notoriety for his technical proficiency and teaching abilities. Stuart has taught more classes and demonstrated at more clubs and symposiums than any other woodturner in history and is recognized as one of the world's most accomplished woodturners.

Through years of production turning and teaching hands-on woodturning classes, Stuart developed a unique style of the European push-cut technique using fewer tools and simpler grinds to totally eliminate torn grain, requiring less physical effort, and enabling rapid, repeatable cuts. Stuart has pioneered many of the techniques and terminologies that all woodturners use today such as the push-cut, pull-cut, negative rake scraping, 40/40 and bottom bowl gouge grinds.

Stuart's work includes balustrades and newel posts in Royal and Stately British Homes and a piece in the White House Permanent Collection. He is now focused on teaching classes to help students improve their woodturning technique.

Stuart's methodology is focused on teaching a set of universal skills which can be used to make any workpiece on the lathe. It is not focused on product, but on correct technique and process.

WHERE TO FIND US:

Website: www.frontrangewoodturners.org

Facebook: <https://tinyurl.com/yacakdwa>

Ladies of the Lathe: <https://tinyurl.com/yap8m6x4>

YouTube: <https://tinyurl.com/yxem4vw9>

THIS MONTH'S NEWS:

April Presenter	1-2
Club Information & Officers	2
Ladies of the Lathe	3
Shop Sale	3
Summer Barbeque.....	3
Upcoming Demos	3
H.O.W. Class.....	4
Mentors.....	5
Group Buys	5
Photo Gallery	6-7



CLUB INFORMATION

Front Range Woodturners is the Denver-area chapter of the AAW (American Association of Woodturners), serving woodturners throughout Colorado's Front Range. We help woodturners gain experience by providing monthly demonstrations with professional turners, mentoring, a ladies group (Ladies of the Lathe) and youth mentoring.

MONTHLY MEETINGS

Everyone is welcome to check out one of our monthly meetings. Meetings are held on the first Tuesday of the month at Rockler Woodworking, 2553 S Colorado Blvd. #108 in Denver. Meetings start at 6:15pm.

MEMBERSHIP DUES

Individual - \$45, Couple - \$50, Student - \$22.50.

FRW members consist of the following:

Co-Club Members	24	Lifetime Members	14
Family Members	36	Roster	47
Individual Members	132	Student Members	1
Total Membership	254		

CLUB OFFICERS & BOARD MEMBERS

President: Robyn Herman

Vice President/Program Director: Don Prorak

Secretary: Patrick Crumpton

Treasurer: Larry Abrams

President Emeritus: Ed Sonny Jones

Club Historian: Ed Sonny Jones

Coffee Chair: Gary Starritt

Communications Chair: Pat Scott

Group Buy Coordinator: Jay Miller

Internet Chair: Pat Scott

Ladies of the Lathe Chair: Debra Higley-Feldman

Librarian: Brian Tooker

Membership Chair: Scott Schlapkohl

Mentoring Program Chair: Marty Christensen

Newsletter Editor: Brenda Blaesing

PHEOG Grant Chair: Pat Scott

Photographer: Jim Record

Publicity Chair: Robyn Herman

Shop Tour Chair: Keith Motzner




Videographer: Marty Christensen & Larry Abrams

Wood Raffle: Lavonne Kaiser

Youth Chair: Don Prorak

The Only 4 Ways Wood can be Shaped on a Lathe:
Peel, Slice, Scrape, Abrasion

Stuart will demonstrate and explain the four methods used to shape and finish wood on a lathe, showing when and where each of these techniques should be used in both spindle and bowl turning.



ROCKLER

Patronizing the Rockler store is the best thank you we can give Rockler for their generosity in letting us use their facilities for our meetings. They keep the register open late on meeting nights just for us, but be sure to complete any purchases no later than the mid-meeting break. All FRW members get 10% off all items, except electrical or sale items, all the time. Just present your FRW membership card at time of purchase. Note: This offer is good only at the Denver store and is not valid at other Rockler stores or for online purchases.




LADIES OF THE LATHE Sunday, April 2nd

Debra Higley-Feldman -
debrakhf@gmail.com



LOTL will be going on location in April. On Sunday, April 2nd, **Al Murphy** will give a class in his shop on how to make and harden a steel tool then use it to fit a metal inlay.

On Tuesday, March 14th, **Sonny Jones** taught a great class on bowl turning. He started with various ways to hold wood on the lathe and lots of other tips and tricks. Then he took us step by step through making a bowl.



SHOP SALE –APRIL 8TH

Lifetime member **Grover Brown** will soon be moving out of state. He has a large shop with piles of wood and many tools that he would like to sell. He will have a shop sale on April 8th from 9 AM to 3 PM; everything will be sold. His address is 1248 S Bentwood St in Lakewood.

FRW SUMMER BARBEQUE

We are bringing the BBQ back to the club this summer. It's been several years. It will be held in central Denver at Washington Park.



Date: Saturday, June 24th
Time: 10am to 4pm – Lunch around noon
Location: Washington Park Area 3B
Address: 701 S Franklin St, Denver CO 80209

Food: The club will be supplying burgers, brats, dogs, chips, and drinks! Feel free to bring a side or dessert.

We'll need your help to make it a great day.
More details to come.

UPCOMING DEMOS

Program Director **Don Prorak** has been busy scheduling our presenters for 2023. Here's our current schedule:

Apr: Stuart Batty
May: Raleigh Lockhart
Jun: Pat Carroll
Jul: Carl Jacobson
Aug: Dan Swaim
Sep: TBA
Oct: TBA
Nov: Rebecca DeGroot

HANDS-ON WOODTURNING

Ed Sonny Jones -
edsonnyjones333@gmail.com

The Front Range Woodturners' H.O.W. (Hands on Woodturning) class held in Rockler's classroom on Tuesday March 14th was taught by Jessica Edwards. The process involved mounting a bowl blank of green wood on the lathe incorporating either a worm screw, faceplate or between centers. Most chose either the worm screw or faceplate.

Jessica turned the bottom of her bowl complete with the bottom tenon while attendees watched. Attendees then turned the bottoms on their blanks. Once the class caught up with Jessica, we wrapped the started bowls in plastic and broke for lunch.

When we returned to reverse our bowl blanks, we discovered that the bottoms had moved significantly and needed to be turned trued again as the green wood had moved. Once round again, Jessica demonstrated a shear scraping and taught the class how to wet-sand using abranet sandpaper and water.

Once the bottom was sanded smooth, Jessica reversed her bowl and turned down the wall of her bowl so thin that a light showed through the fibers of the wood. She explained that she needed to hollow and wet-sand a third at a time because with a wall thickness that thin, the wood would become unstable and wobble. Once the wall thickness (or rather thinness) is determined there is no going back. Admittedly, we were all surprised at how fast the wet wood dried. With her bowl completed, we turned ours. Jessica then showed the class how to part the bowl off and complete the bottom. All completed their extremely thin-walled bowls.



Thin enough to see the light!



Class dismissed

The basic premise of the H.O.W. class is for attendees to watch a woodturning demonstration and replicate, in real time, each step of the process to make the item being created. Unlike watching a demonstration and trying to remember HOW to make it when home, the H.O.W participants follow the leader.

It was a great class and we look forward to our April 18th class when Pat Scott will lead the H.O.W. class in turning a pepper grinder. If interested, contact Sonny Jones at www.edsonnyjones333@gmail.com.

AAW MEMBERSHIP

Front Range Woodturners is a chapter of the American Association of Woodturners. Club members may become individual members of AAW, if desired. Benefits include resources, weekly emails on various woodturning topics, and the quarterly American Woodturning magazine. See AAW's website at www.woodturner.org for more information.

Register now for the 2023 AAW Symposium, being held in Louisville, KY from June 1st to 4th.

MENTORS

Marty Christensen -
meturning@gmail.com



Some FRW members have volunteered to be one-on-one mentors to help other members. No matter what skill level you are, a few hours of personalized instruction may be all you need to master a new tool or technique. Check out who is available in your area. If you're interested in being a mentor, contact Marty.

LOCATION OF MENTOR	NAME/ CONTACT INFO	AREA OF EXPERTISE
Arvada	Dennis Fanning dcfanning@aol.com	General
Boulder	Dave Hawley Dbh001@gmail.com	Beginner/ General
Brighton	Don Prorak donprorak@comcast.net	Beginner/ Youth
Centennial	Keith Motzner kmotzner@me.com	Firewood into Art/ Wood Prep
Centennial	Les Stern sternsclass@hotmail.com	General
Central Park	Ed Sonny Jones edsonnyjones333@gmail.com	General/ Segmenting
Denver SW	Henry Williams williamshenrya@gmail.com	Spindles/ Bowls
Denver SW	Phil Houck houckpc@comcast.net	General/ Spindles
Denver- Rockler store	Larry Abrams laabrams.51@me.com	General
Highlands Ranch	Rick Orr rickorr.1848@yahoo.com	Boxes/Inlay/ Thread Cutting
Hudson	Marty Christensen meturning@gmail.com	General
Lakewood	Debra Higley debrakhf@gmail.com	General
Littleton	Jay Miller jaymiller9637@comcast.net	General
Louisville	Roger Holmes roger_holmes@comcast.net	Beginner
Thornton	Bob Franklin Btheb66@gmail.com	General/ Stabilizing

MARCH MENTORING CLASS

Marty Christensen - meturning@gmail.com

The April mentoring class will be held on Monday, April 11th from 5:00 to 7:00pm at Rockler. The topic will be skew techniques.

QUARTERLY GROUP BUYS



FRW places group buys once a quarter-in January, April, July and October-to obtain discounted pricing from the below manufacturers. Our next group buy will be in April. Jay Miller is the group buy coordinator and Ted Mellin is his assistant. See the FRW website for more info, price lists and order forms.

Industrial Abrasives - send orders to Jay Miller

Industrial Abrasives is our principal vendor for sanding supplies. Prices for hook & loop mandrels and discs remain the lowest in the marketplace and their backing is a heavier weight than the competition.

Starbond - send orders to Jay Miller

Starbond is our CA glue supplier. Our minimum order is \$100, but we receive an additional discount at \$200, making shipping free. Sign up for Starbond's newsletter to be notified of sales that beat our wholesale prices.

Craft Supplies - send orders to Ted Mellin

Craft Supplies sells a very wide range of products. Our minimum group purchase is \$1000. Members may not place individual orders to get a discount.

Spence Industrial Supply - send orders to Ted Mellin

We will be purchasing band saw blades from Spence once a year, in April, unless a member can meet the minimum order in another quarter. All blades are carbon steel flexback in 1/4" (4 tpi), 3/8"(3 tpi), or 1/2" (4 tpi) width, hook tooth, and .025"thick. Our minimum buy is 20 blades for each width in any length.

Send orders and checks to:

Jay Miller
9637 W. Vandeventor Dr
Littleton, CO 80128
303-945-4306

Ted Mellin
9043 W Coco Dr
Littleton, CO 80128

Individual Catalog Orders

Two additional companies, Klingspor and Penn State Industries, offer discounts to members who wish to place individual catalog orders. To take advantage of these discounts, you must be on their list of FRW members. To be placed on the list, please sign up at a meeting or send an e-mail to Jay Miller (jaymiller9637@comcast.net).

PHOTO GALLERY

Here are some projects that members have been working on this month.

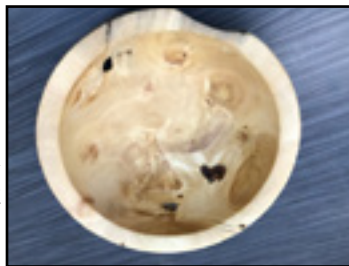


Perpetual Turning: At the March meeting, **Rick Orr** brought a bolt and nut which was claimed by Dale Sherman with his raffle ticket. So Dale will bring a turning for our April meeting and whoever takes that piece (with a winning raffle ticket) will bring a turning of their own for the May meeting.



Tom Fremgen made this 12" x 7" piece from red cedar and finished it with Mylands sanding sealer and friction polish. It's not quite finished, he needs to cut off the base after some wax.

Keith Motzner turned this piece from the base of a stump or root cap that came from Buena Vista. If you look closely at photo #3 you will see one of the rocks that was hiding in one of the pockets next to a root. All the crevices were full of dirt, sand and rocks. He thought he had all of them picked out but missed one. It showed up soon enough and dulled his tools. If you get a chance to turn piñon pine, you will be treated with a lemony fragrance and a very stable and enjoyable wood to turn. He finished the 7-1/4" x 3" piece with Glenn Lucas bowl finish wax.



Debra Higley Feldman made an 8" maple burl bowl with a maple/acrylic ring. The finish is Danish oil/carnauba wax. She also made a 6" redwood bowl with a maple/acrylic/captive ring base finished with walnut

oil. She put the ring on the maple bowl because it looked unbalanced, so now it looks slightly less unhinged.

Donna Kitchens turned two eccentric pendants hung with linen cord and two torus pendants, all out of ebony finished with sanding sealer. She also turned three French rolling pins—a 16" cherry pin, an 18" walnut pin and an 18" segmented pin of maple and mystery wood. All are finished with Walrus Oil and Wax which are 100% food safe.




Blaine Blaesing made his first segmented bowl from cedar fence post scraps which were oriented in different ways to showcase the variety of grain patterns and colorations.



He also turned a small acorn box, again out of cedar scraps, then



Brenda Blaesing textured it with woodburning. She did more woodburning, carving and painting on this 5" tall bird.



Steve Claycomb has been working on natural-edge, three-winged bowls. The first one is made from Russian olive and the second from locust. He hasn't applied the finish yet.



After creating a lot of pieces around the holidays (including a eucalyptus piece her son said smelled like death), **Jill Rice** is taking a break. Her shop is cleaner than it has ever been in 38 years. She sanded ancient drywall mud and used a Swiffer with 180 grit firm back for the ceiling with a tall step stool. Then she primed. Little did she know how much more work it was to move and cover everything for her son to spray. She's looking forward to messing the shop up again after she gets her taxes done. Her advice to members: It's time to clean the top of light fixtures!

Curt Vogt was so happy to attend the FRW March meeting, see so many familiar faces and get to meet some new folks too. A main part of his visit to Colorado was to spend some shop time with a woodturner friend. The first day they went over some of his goals and Curt showed him how to sharpen three of his most used tools. The next thing he know,



woodturning tools came out from all directions... A chore? Not in the least! Curt had fun while his friend learned to use both his sharpening jigs and how to free-hand sharpen. After working on a few turnings, Curt guided his friend through making a bowl for his daughter. Wow! He made an absolutely stunning bowl of spalted curly maple. When Curt got back home (west of Austin in the Texas Hill Country), he did his own batch of turning with wood from the trees that fell in a big ice storm about a month ago. He made some rough-out blanks to set aside and dry. He plans to use them for Christmas ornaments.



NEWSLETTER SUBMISSIONS

Brenda Blaesing - b.frezeman@yahoo.com

Articles and photos for the monthly newsletter are always welcome. Please email your submissions by the 26th of the month for inclusion in the next issue.