



GOING 'ROUND

Front Range Woodturners Newsletter

Vol. 23, No. 2 February 2023

Editor: Brenda Blaesing

FEBRUARY DEMONSTRATOR –JEFF WYATT **Tuesday, February 7th–In Person and via Zoom**

Ed Sonny Jones - edsonnyjones333@gmail.com

Our demonstrator for the February meeting is our own Jeff Wyatt. Jeff, an accomplished woodturner and chair maker, will demonstrate spindle turning and explain the steps required to create components needed to make Windsor chairs. Jeff's demo will include:

- Turning Windsor legs
- Selection of materials
- Turning tools and specialty chairmaking tools
- Sequence of cuts
- Tapered tenons
- Tenon cutters
- Drilling with Lasers
- Reaming the mortis to match the tapered tenon
- Windsor chair seat layout
- Real Milk Paint Company - Applying finish, how to mix and layer paint
[Milk Paint: 100% Organic Paint and Other Products | RMP Co™ \(realmilkpaint.com\)](http://www.realmilkpaint.com)
- Giveaways from the Real Milk Paint Company



Jeff is an educator at the Sam Beauford Woodworking Institute (SBWI), 1375 N Main St Building #41, Adrian, MI 49221. SBWI offers a 40-week program which allows students to gain an intimate experience with woodworking power tools, machinery, equipment, and hand tools. The SBWI curriculum focuses on fine woodworking with different specializations that allow students to gain experience by building several different furniture pieces. The learning format is an equal mix of classroom and practical application. Upon completion of the program, students graduate with a Diploma in Wood Design and will have gained the experience necessary to join the woodworking industry career field, start their own business, or continue their education.

WHERE TO FIND US:

Website: www.frontrangewoodturners.org

Facebook: <https://tinyurl.com/yacakdwa>

Ladies of the Lathe: <https://tinyurl.com/yap8m6x4>

YouTube: <https://tinyurl.com/yxem4vw9>

THIS MONTH'S NEWS:

February Presenter	1-2
Club Information & Officers	2
Ladies of the Lathe	3
Membership Dues	3
Librarian's Corner	3
Mentors.....	4
Group Buys	4
David Ellsworth School of Woodturning.....	5
Hands On Woodturning.....	6
Photo Gallery	7-8



CLUB INFORMATION

Front Range Woodturners is the Denver-area chapter of the AAW (American Association of Woodturners), serving woodturners throughout Colorado's Front Range. We help woodturners gain experience by providing monthly demonstrations with professional turners, mentoring, a ladies group (Ladies of the Lathe) and youth mentoring.

MONTHLY MEETINGS

Everyone is welcome to check out one of our monthly meetings. Meetings are held on the first Tuesday of the month at Rockler Woodworking, 2553 S Colorado Blvd. #108 in Denver. Meetings start at 6:15pm.

MEMBERSHIP DUES

Individual - \$45, Couple - \$50, Student - \$22.50.

FRW members consist of the following:

Co-Club Members	24	Lifetime Members	14
Family Members	36	Roster	47
Individual Members	132	Student Members	1
Total Membership	254		

CLUB OFFICERS & BOARD MEMBERS

President: Robyn Herman

Vice President/Program Director: Don Prorak

Secretary: Patrick Crumpton

Treasurer: Larry Abrams

President Emeritus: Ed Sonny Jones

Club Historian: Ed Sonny Jones

Coffee Chair: Gary Starritt

Communications Chair: Pat Scott

Group Buy Coordinator: Jay Miller

Internet Chair: Pat Scott

Ladies of the Lathe Chair: Debra Higley-Feldman

Librarian: Brian Tooker

Membership Chair: Scott Schlapkohl

Mentoring Program Chair: Marty Christensen

Newsletter Editor: Brenda Blaesing

PHEOG Grant Chair: Pat Scott

Photographer: Jim Record

Publicity Chair: Robyn Herman

Shop Tour Chair: Keith Motzner

Videographer: Marty Christensen & Larry Abrams

Wood Raffle: Lavonne Kaiser

Youth Chair: Don Prorak


A diploma or certificate in woodworking is awarded by a specialized school with the primary focus of woodworking. SBWI is a specialized woodworking school which allows students to focus on building specific skills. SBWI accepts all levels of woodworkers from complete beginners to experienced professionals looking to further their education/resume.

SBWI students may opt to enroll in Build a Windsor Comb-Back High Chair with Jeff Wyatt. This 5-day class begins with logs on Monday morning and finishes with a comb-nack high chair late Friday afternoon that the student gets to take home with them.

Learning Objectives:

- Students will learn how to obtain and choose the ideal logs for a chair.
- Students will learn how to rive the logs to get perfect straight-grained lumber. We will steam bend the arm rail with a bending strap, we will talk about when it is appropriate to use a bending strap.
- Students will learn how to build a kiln and control the moisture content in the wood to get the best out of it.
- Students will sculpt and carve the seat, layout and carve handhold knuckle profile and the classic comb volute.
- This is a hand tool, intensive class. There will likely be additional hours needed, students should expect to work late some days.
- Students will learn how to finish their chair using milk paint techniques.
- Alternative carving methods are also taught.
- At the end of the course, students will have created their own hand-crafted Windsor comb-back high chair to last generations.

When Jeff Wyatt is not working in the oil refinery, you would find him in his workshop in Middle Tennessee and right here in Denver. Jeff has been published in numerous magazine articles including *This Old House Magazine* and *American Association of Woodturners*. He has taken numerous classes with Greg Pennington, Jeff Lefkowitz, David Ellsworth, Luke Barnett, Trent Bosch, Malcolm Tibbetts and Tom Lohman.




LADIES OF THE LATHE Wednesday, February 8th

Debra Higley-Feldman -
debrakhf@gmail.com



On Wednesday, February 8th, **Raleigh Lockhart** will show us how to make pears, apples and embellishments. **Ed Sonny Jones** will lead a class in bowl turning on Tuesday, March 14th. Both these classes are from 10-4 in the Rockler shop.

The Jan. 17th demo by **Dave Hawley** focused on magically turning wood into wands, turning techniques and tool selection, and tool sharpening and grinding systems. We wanted a nice warm instead of a cold day, but at least had a lot of Schacht maple for wand turning.



2023 MEMBERSHIP DUES



It's time to renew your Front Range Woodturners membership for 2023. Of our 259 members, 106 have renewed for this year. Dues are \$45 for individuals and \$50 for families. If you have paid your 2023 dues, your new badge will be waiting for you at the next meeting. You can renew your membership with Scott in person at the next meeting or mail a check to:
Front Range Woodturners
c/o Scott Schlapkohl
P.O. Box 620605
Littleton, CO 80162

If you have any questions, please contact Scott at scottschlapkohl@icloud.com.

LIBRARIAN'S CORNER



Brian Tooker -
tookerbr@gmail.com

Hello from your new librarian.

I haven't had a lot of time to go through the Font Range Woodturner's enormous library but thankfully Bob Britt is still around to help me with this transition. Just looking at the spreadsheet that I acquired when I took over the job, I see that we have over 1600 individual items including 517 individual woodturning magazines 378 books and an impressive 461 woodturning DVDs including 224 club demonstrations. These titles cover a wide range of subjects from airbrushing to texturing to pyrography. This year I hope to spend some more time buried in the library in the hopes of learning new and different turning techniques. Last year I viewed several DVDs geared toward beginners to introduce myself to bowl turning.

If you have a particular technique that you would like to learn or a question on where you may be able to find info on a new technique or perhaps you just want to brag about a new technique that you have learned, come see us at the library before the meeting. We'll see if we can help you find what you need. Hope to see you on Tuesday February 7th.

MENTORS

Marty Christensen -
meturning@gmail.com



Some FRW members have volunteered to be one-on-one mentors to help other members. No matter what skill level you are, a few hours of personalized instruction may be all you need to master a new tool or technique. Check out who is available in your area. If you're interested in being a mentor, contact Marty.

LOCATION OF MENTOR	NAME/ CONTACT INFO	AREA OF EXPERTISE
Arvada	Dennis Fanning dcfanning@aol.com	General
Boulder	Dave Hawley Dbh001@gmail.com	Beginner/ General
Brighton	Don Prorak donprorak@comcast.net	Beginner/ Youth
Centennial	Keith Motzner knotzner@me.com	Firewood into Art/ Wood Prep
Centennial	Les Stern sternsclass@hotmail.com	General
Central Park	Ed Sonny Jones edsonnyjones333@gmail.com	General/ Segmenting
Denver SW	Henry Williams williamshenrya@gmail.com	Spindles/ Bowls
Denver SW	Phil Houck houckpc@comcast.net	General/ Spindles
Denver- Rockler store	Larry Abrams laabrams.51@me.com	General
Hudson	Marty Christensen meturning@gmail.com	General
Lakewood	Debra Higley debrakhf@gmail.com	General
Littleton	Jay Miller jaymiller9637@comcast.net	General
Louisville	Roger Holmes roger_holmes@comcast.net	Beginner
Thornton	Bob Franklin Btheb66@gmail.com	General/ Stabilizing

FEBRUARY MENTORING CLASS

Marty Christensen - meturning@gmail.com

The February mentoring class will be held on Monday, February 13th from 5:00 to 7:00pm at Rockler. The topic will be Sharpening.

QUARTERLY GROUP BUYS



FRW places group buys once a quarter-in January, April, July and October-to obtain discounted pricing from the below manufacturers. Our next group buy will be in April. Jay Miller is the group buy coordinator and Ted Mellin is his assistant. See the FRW website for more info, price lists and order forms.

Industrial Abrasives - send orders to Jay Miller
Industrial Abrasives is our principal vendor for sanding supplies. Prices for hook & loop mandrels and discs remain the lowest in the marketplace and their backing is a heavier weight than the competition.

Starbond - send orders to Jay Miller
Starbond is our CA glue supplier. Our minimum order is \$100, but we receive an additional discount at \$200, making shipping free. Sign up for Starbond's newsletter to be notified of sales that beat our wholesale prices.

Craft Supplies - send orders to Ted Mellin
Craft Supplies sells a very wide range of products. Our minimum group purchase is \$1000. Members may not place individual orders to get a discount.

Spence Industrial Supply - send orders to Ted Mellin
We will be purchasing band saw blades from Spence once a year, in April, unless a member can meet the minimum order in another quarter. All blades are carbon steel flexback in 1/4" (4 tpi), 3/8"(3 tpi), or 1/2" (4 tpi) width, hook tooth, and .025"thick. Our minimum buy is 20 blades for each width in any length.

Send orders and checks to:

Jay Miller
9637 W. Vandeventor Dr
Littleton, CO 80128
303-945-4306

Ted Mellin
9043 W Coco Dr
Littleton, CO 80128

Individual Catalog Orders


Two additional companies, Klingspor and Penn State Industries, offer discounts to members who wish to place individual catalog orders. To take advantage of these discounts, you must be on their list of FRW members. To be placed on the list, please sign up at a meeting or send an e-mail to Jay Miller (jaymiller9637@comcast.net).

David Ellsworth's School of Wood Turning


by Tim Capraro

I am deeply grateful to the PHEOG committee for approving a grant for me to attend the David Ellsworth's Intermediate Woodturning Workshop. I have a passion for turning and this was an amazing experience. I learned so much from Mr. Ellsworth and as a result of taking this workshop, I feel that my woodturning skills have improved immensely. David Ellsworth is one of the most famous wood turners in the United States, and possibly the world. Like my hero, Cindy Drozda, he produces museum-quality pieces that are artistic as well as functional. He's received awards from the Smithsonian Institute and other organizations. He has also written a book called *Ellsworth on Woodturning: How a Master Creates Bowls, Pots, and Vessels*.

Michael Roper (my instructor at Red Rocks Community College and mentor) recommended David Ellsworth as a teacher, and I can see why. He is very patient and lays out a series of steps that ensure success. I have a tendency to skip or forget steps, which often leads to damaged or ruined pieces. Since taking the workshop, I find that my pieces have been more consistent--as long as I follow his process.



The workshop was held in David's studio at his house near Weaverville, North Carolina. The class was limited to five students, and was a full eight hours per day over three days. Lunch was included and I came away with a terrific recipe for his sandwiches, filled with healthy ingredients. We used



fresh-cut, green Eastern hardwoods from his property to create three pieces: a bowl, a natural-edged bowl, and a hollow form with an optional natural edge. Particular emphasis was placed on "seeing" the bowl in the log, mounting the wood on the lathe with various chucking systems,

refining tool usage to achieve maximum efficiency and control, designing the bowl from the log.



I'd seen him demonstrate his technique for hogging out hollow forms at the Loveland Woodturner's Expo and it was great to see it again. In his workshop,


he can hog out a hollow form in less than half an hour. And if you feel the inside, it's as smooth as if it was sanded with fine-grit sandpaper!

There were three areas I asked for help with on his application form:

- Chucking: how to ensure that pieces don't get off center when rechucking.
- Gauging thickness: deciding how thin to make the walls and base of a bowl or hollow form.
- Proper tool sharpening angles and techniques.

David helped me with all three. He was also very helpful and patient. He even took time to work with me when class was over. One other thing he stressed for turning, is posture and correct body position. He showed that you can do a full cut without using a guiding hand if you have the proper posture and correct body position. To maintain posture, David advises to do proper stretching exercises before you turn to keep your body from fatiguing and muscles from cramping. One of his favorite stretches is the doorway stretch, which opens up your chest muscles and prevents you from hunching over.

I was very proud of the pieces I turned and tried to bring all three of them back to Colorado. David suggested that I put them in a cooler to try to keep the North Carolina humidity around them, but the two without the natural edge ended up cracking. I'm trying to fill the cracks to keep them from cracking further. The pieces I turned will always remind me of the time I spent learning how to turn wood under one of its greatest masters, David Ellsworth. I would encourage anyone to take a live woodturning workshop from David or from their favorite wood turner to improve their skills.



HANDS-ON WOODTURNING

Ed Sonny Jones -
edsonnyjones333@gmail.com

FRW's H.O.W. (Hands on Woodturning) class held in Rockler's classroom on Tuesday, January 10th was taught by **Don Prorak**. Don explained that the attendees would be making the same cocktail smoker he demonstrated at the FRW meeting the week before.

The smoker is comprised of a body with square-(ish) corners and a round lid. The piece is essentially a lidded bowl with a chimney as a foot. The project has drilled indexed holes in the chimney to emit the smoke. The lid is a basic dome shape with a loose fit on the body. Optional embellishments are at the discretion of the turner. A screen is inserted into the foot of the smoker to accommodate small wood chips that produce smoke when lit. The smoker is designed to sit above a whiskey glass so that the smoke is infused into the drink below. The wood smoke adds complexity to the flavor of the whiskey.

Don provided the list of materials needed before the class:

- Smoker body: a dry cross-grain wood blank approximately 4-1/4" x 4-1/4" x 2". (4" square minimum), of cherry, maple, walnut, or any suitable hardwood.
- Lid: 4" square x 1" thick wood blank. A contrasting wood is nice, but it can be the same as the body.
- 2-1/4" sink strainer (Danco, available from Ace Hardware or Amazon).



The group effort



Class dismissed!

The basic premise of the H.O.W. class is for attendees to watch a woodturning demonstration and replicate, in real time, each step of the process to create the item being created. Unlike watching a demonstration and trying to remember HOW to make it when home, the H.O.W participants follow the leader. For this class, FRW members followed along as Don made his smoker. It was a great class!

We look forward to our February 28th class when **Jessica Edwards** will lead the H.O.W. participants in turning a thin-walled vessel from green wood. If interested, contact Sonny Jones at edsonnyjones333@gmail.com.

UPCOMING DEMOS

Program Director **Don Prorak** has been busy scheduling our presenters for 2023. Here's our current schedule:

Feb: Jeff Wyatt

Mar: Sonny Jones

Apr: Stuart Batty

May: Raleigh Lockhart

Jun: Pat Carroll

Jul: Carl Jacobson (IRD to in-person & Zoom audience)

Aug: Dan Swaim

Sep: TBA

Oct: TBA

Nov: Rebecca DeGroot

PHOTO GALLERY

Here are some projects that members have been working on this month.



Gordon Dalby made this platter for one of his wife's friends who needed something to display her pet rocks. He invited her over and in a day she had a 12" diameter x 1" platter of brown ash and jatoba woods. And now she's interested in learning how to turn!



Ted Mellin has been rough-turning some beetle killed Sierra Ponderosa Pine bowls. They have some very interesting black markings. This wood did not come from the Sierra mountains of California but right up the road in Evergreen. This bowl is about 13 inches in diameter.



Kenneth Rollins conducted an experiment with this 6" walnut bowl. The walnut had too many cracks, so the eccentric bands are Schacht scrap used to keep it from flying apart. Looks like it worked great!



Over the last few weeks, **Pat Scott** has been filling some backorders and making new inventory. The salt and pepper mills and shakers are made from mahogany, maple, cottonwood, cherry, and claro walnut burl, ranging in size from 4" to 8".



Debra Higley made some turned fruit with a pistachio for scale (not): a pomegranate (redwood, acrylic, lacquer), pear (walnut, wax), apple and pistachio (ash, acrylic), lemon (Schacht maple, acrylic), and plum (spalted maple, mica, poly). She also made a cocktail smoker of Schacht maple and banksia pod, finished with walnut oil. The finial has acrylic and lacquer. Debra was also thinking of turning a tiny fire extinguisher to go with the smoker, but hasn't yet.



AAW MEMBERSHIP

Front Range Woodturners is a chapter of the American Association of Woodturners. Club members may become individual members of AAW, if desired. Benefits include resources, weekly emails on various woodturning topics, and the quarterly American Woodturning magazine. See AAW's website at www.woodturner.org for more information.

Kim Komitor made two small boxes about 2-3/4" by 2-1/2" tall of walnut, box elder burl and turquoise cabochon. It was a good use of small scrap wood!




In the wood raffle, at our January meeting, the perpetual turning was a coffee scoop made by **Bob Franklin**. Don Prorak used his raffle ticket to take the coffee scoop. So, in February,

Don will bring a turning of his own to put in the raffle for the next lucky winner!

Rick Cantwell just finished this small hollow form. It is about 5.5" diameter and 2.5" tall, walnut with



turquoise.



Ed Sonny Jones made this 8" X 8" vortex bowl with a walnut base and rim.



Brenda Blaesing made this hollow form in Trent Bosch's one-day workshop in November. After turning, she carved along the unusual grain pattern to reveal a stylized bear. A light coat of white spirit stain made the bear stand out without hiding the grain.

Don Prorak just returned from a trip to Santa Fe. While there, he visited with Alan Becker (left) & David Wahl (right), founders of Santa Fe Enchanted Woodturners. They also established a mentoring

program at Santa Fe HS focused on at-risk students. We had drinks, discussed turning, mentoring, clubs, a variety of other topics, and had a great time!



ROCKLER

Patronizing the Rockler store is the best thank you we can give Rockler for their generosity in letting us use their facilities for our meetings. They keep the register open late on meeting nights just for us, but be sure to complete any purchases no later than the mid-meeting break. All FRW members get 10% off all items, except electrical or sale items, all the time. Just present your FRW membership card at time of purchase. Note: This offer is good only at the Denver store and is not valid at other Rockler stores or for online purchases.

NEWSLETTER SUBMISSIONS

Brenda Blaesing - b.frezeman@yahoo.com

Articles and photos for the monthly newsletter are always welcome. Please email your submissions by the 26th of the month for inclusion in the next issue.